

BLUE DREAM MELT

Sample ID: HR20240390022
Strain: BLUE DREAM MELT
Matrix: Plant
Type: Flower - Cured

Produced:
Collected: 11/01/2025
Received: 11/01/2025
Completed: 11/05/2025
Batch: DD-BDM-251006-01

Client
Hazy Mary



Summary

| Test | Date Tested | Result |
|----------------|-------------|-------------------|
| Batch | | Pass |
| Cannabinoids | 03/01/2024 | Complete |
| Moisture | 03/01/2024 | 13.08% |
| Water Activity | 03/04/2024 | Pass - 0.59000 aw |
| Terpenes | 03/01/2024 | Complete |
| Microbials | 03/04/2024 | Pass |
| Mycotoxins | 03/01/2024 | Pass |
| Pesticides | 03/01/2024 | Pass |
| Heavy Metals | 03/04/2024 | Pass |
| Foreign Matter | 03/01/2024 | Pass |

Cannabinoids

Complete



| Analyte | LOD | LOQ | Mass | Mass |
|------------------|---------|---------|--------------|---------------|
| | mg/g | mg/g | % | mg/g |
| THCa | 0.20000 | 0.61000 | 23.60 | 236.04 |
| Δ9-THC | 0.15000 | 0.45000 | 0.29 | 2.87 |
| Δ8-THC | 0.14000 | 0.42000 | ND | ND |
| THCV | 0.15000 | 0.44000 | ND | ND |
| CBDa | 0.10000 | 0.31000 | ND | ND |
| CBD | 0.15000 | 0.45000 | ND | ND |
| CBN | 0.16000 | 0.50000 | ND | ND |
| CBG | 0.13000 | 0.39000 | ND | ND |
| CBC | 0.14000 | 0.42000 | ND | ND |
| Total THC | | | 20.99 | 209.88 |
| Total CBD | | | ND | ND |
| Total | | | 20.99 | 209.88 |

Determination of Cannabinoids by HPLC, HL223

Total THC = Δ9-THCa * 0.877 + Δ9-THC

Total CBD = CBDa * 0.877 + CBD

ND = Not Detected; NR = Not Reported; LOD = Limit of Detection; The reported result is based on a sample weight with the applicable moisture content for that sample; Unless otherwise stated all quality control samples performed within specifications established by the Laboratory, HL105.10-01. Cannabinoid Testing: Pass/Fail decision determined by Department of Cannabis Control CCR title 4 Division 19 §15724. Water activity testing: Pass/Fail decision determined by Department of Cannabis Control CCR title 4 Division 19 §15717.



Ming Li

Ming Li - General Manager
03/05/2024

Confident LIMS
All Rights Reserved
coa.support@confidentlims.com
(866) 506-5866
www.confidentlims.com



ISO 17025 accredited by A2LA (Certificate No: 4074.01 & 4074.02). Sampling Procedure: SOP HL 110.2; Foreign Material: UV light/Microscope SOP HL 323, SOP HL 324; Water Activity: Water Activity Meter SOP HL 238; Moisture: Drying Oven SOP HL217.1; All LQC ran in accordance with 4 CCR sec. 15730. This product has been tested by Harrens Lab Inc. using valid testing methodologies and a quality system as required by state law. Values reported relate only to the product tested. Harrens Lab Inc. makes no claims as to the efficacy, safety or other risks associated with any detected or non-detected levels of any compounds reported herein. This Certificate shall not be reproduced except in full, without the written approval of Harrens Lab Inc.

BLUE DREAM MELT

Sample ID: HR20240390022
Strain: BLUE DREAM MELT
Matrix: Plant
Type: Flower - Cured


Produced:
Collected: 11/01/2025
Received: 11/01/2025
Completed: 11/05/2025
Batch: DD-BDM-251006-01


Client
Hazy Mary


Terpenes


| Analyte | LOD | LOQ | Results | Results | |
|---------------------|---------|--------|--------------|--------------|--|
| | mg/g | mg/g | mg/g | % | |
| β-Caryophyllene | 0.08000 | 0.1000 | 5.32 | 0.532 | |
| δ-Limonene | 0.08000 | 0.1000 | 4.09 | 0.409 | |
| β-Myrcene | 0.08000 | 0.1000 | 1.59 | 0.159 | |
| α-Humulene | 0.08000 | 0.1000 | 1.51 | 0.151 | |
| α-Bisabolol | 0.08000 | 0.1000 | 1.08 | 0.108 | |
| Linalool | 0.08000 | 0.1000 | 0.84 | 0.084 | |
| β-Ocimene | 0.08000 | 0.1000 | 0.64 | 0.064 | |
| Caryophyllene Oxide | 0.08000 | 0.1000 | 0.33 | 0.033 | |
| α-Pinene | 0.08000 | 0.1000 | 0.28 | 0.028 | |
| cis-Nerolidol | 0.08000 | 0.1000 | 0.28 | 0.028 | |
| β-Pinene | 0.08000 | 0.1000 | 0.19 | 0.019 | |
| trans-Nerolidol | 0.08000 | 0.1000 | 0.19 | 0.019 | |
| Camphene | 0.08000 | 0.1000 | 0.16 | 0.016 | |
| 3-Carene | 0.08000 | 0.1000 | ND | ND | |
| α-Terpinene | 0.08000 | 0.1000 | ND | ND | |
| γ-Terpinene | 0.08000 | 0.1000 | ND | ND | |
| Geraniol | 0.08000 | 0.1000 | ND | ND | |
| Guaiol | 0.08000 | 0.1000 | ND | ND | |
| Isopulegol | 0.08000 | 0.1000 | ND | ND | |
| p-Cymene | 0.08000 | 0.1000 | ND | ND | |
| Terpinolene | 0.08000 | 0.1000 | <LOQ | <LOQ | |
| Total | | | 16.50 | 1.650 | |


Primary Aromas


Cinnamon


Lemon


Hops


Chamomile


Lavender

Date Tested: 03/01/2024
ND = Not Detected; NR = Not Reported; LOD = Limit of Detection; Unless otherwise stated all quality control samples performed within specifications established by the Laboratory. HL105.10-01. SOP HL228. GC-FID



Ming Li
Ming Li - General Manager
03/05/2024

Confident LIMS
All Rights Reserved
coa.support@confidentlims.com
(866) 506-5866
www.confidentlims.com



ISO 17025 accredited by A2LA (Certificate No: 4074.01 & 4074.02). Sampling Procedure: SOP HL 110.2; Foreign Material: UV light/Microscope SOP HL 323, SOP HL 324; Water Activity: Water Activity Meter SOP HL 238; Moisture: Drying Oven SOP HL217.1; All LQC ran in accordance with 4 CCR sec. 15730. This product has been tested by Harrens Lab Inc. using valid testing methodologies and a quality system as required by state law. Values reported relate only to the product tested. Harrens Lab Inc. makes no claims as to the efficacy, safety or other risks associated with any detected or non-detected levels of any compounds reported herein. This Certificate shall not be reproduced except in full, without the written approval of Harrens Lab Inc.

BLUE DREAM MELT

Sample ID: HR20240390022
Strain: BLUE DREAM MELT
Matrix: Plant
Type: Flower - Cured

Produced:
Collected: 11/01/2025
Received: 11/01/2025
Completed: 11/05/2025
Batch: DD-BDM-251006-01

Client
Hazy Mary

Pesticides

Pass

| Analyte | LOD | LOQ | Limit | Results | Status | Analyte | LOD | LOQ | Limit | Results | Status |
|---------------------|------|------|-------|---------|--------|-------------------------|------|------|-------|---------|--------|
| | µg/g | µg/g | µg/g | µg/g | | | µg/g | µg/g | µg/g | µg/g | |
| Abamectin | 0.02 | 0.07 | 0.1 | ND | Pass | Fludioxonil | 0.02 | 0.07 | 0.1 | ND | Pass |
| Acephate | 0.02 | 0.07 | 0.1 | ND | Pass | Hexythiazox | 0.03 | 0.09 | 0.1 | ND | Pass |
| Acequinocyl | 0.03 | 0.08 | 0.1 | ND | Pass | Imazalil | 0.03 | 0.09 | 0.03 | ND | Pass |
| Acetamiprid | 0.02 | 0.07 | 0.1 | ND | Pass | Imidacloprid | 0.03 | 0.1 | 5 | ND | Pass |
| Aldicarb | 0.03 | 0.08 | 0.03 | ND | Pass | Kresoxim Methyl | 0.02 | 0.05 | 0.1 | ND | Pass |
| Azoxystrobin | 0.02 | 0.06 | 0.1 | ND | Pass | Malathion | 0.02 | 0.05 | 0.5 | ND | Pass |
| Bifenazate | 0.02 | 0.07 | 0.1 | ND | Pass | Metalaxyl | 0.03 | 0.1 | 2 | ND | Pass |
| Bifenthrin | 0.04 | 0.11 | 3 | ND | Pass | Methiocarb | 0.02 | 0.06 | 0.03 | ND | Pass |
| Boscalid | 0.02 | 0.07 | 0.1 | ND | Pass | Methomyl | 0.02 | 0.07 | 1 | ND | Pass |
| Captan | 0.06 | 0.19 | 0.7 | ND | Pass | Mevinphos | 0.03 | 0.08 | 0.03 | ND | Pass |
| Carbaryl | 0.03 | 0.08 | 0.5 | ND | Pass | Myclobutanil | 0.02 | 0.06 | 0.1 | ND | Pass |
| Carbofuran | 0.03 | 0.09 | 0.03 | ND | Pass | Naled | 0.01 | 0.03 | 0.1 | ND | Pass |
| Chlorantraniliprole | 0.02 | 0.06 | 10 | ND | Pass | Oxamyl | 0.03 | 0.09 | 0.5 | ND | Pass |
| Chlordane | 0.03 | 0.08 | 0.03 | ND | Pass | Pacllobutrazol | 0.03 | 0.09 | 0.03 | ND | Pass |
| Chlorfenapyr | 0.02 | 0.07 | 0.03 | ND | Pass | Parathion Methyl | 0.02 | 0.07 | 0.03 | ND | Pass |
| Chlorpyrifos | 0.01 | 0.04 | 0.03 | ND | Pass | Pentachloronitrobenzene | 0.02 | 0.05 | 0.1 | ND | Pass |
| Clofentezine | 0.03 | 0.09 | 0.1 | ND | Pass | Permethrin | 0.02 | 0.07 | 0.5 | ND | Pass |
| Coumaphos | 0.02 | 0.07 | 0.03 | ND | Pass | Phosmet | 0.03 | 0.09 | 0.1 | ND | Pass |
| Cyfluthrin | 0.02 | 0.07 | 2 | ND | Pass | Piperonyl Butoxide | 0.03 | 0.08 | 3 | ND | Pass |
| Cypermethrin | 0.02 | 0.06 | 1 | ND | Pass | Prallethrin | 0.03 | 0.08 | 0.1 | ND | Pass |
| Daminozide | 0.02 | 0.07 | 0.03 | ND | Pass | Propiconazole | 0.03 | 0.09 | 0.1 | ND | Pass |
| Diazinon | 0.01 | 0.03 | 0.1 | ND | Pass | Propoxur | 0.03 | 0.08 | 0.03 | ND | Pass |
| Dichlorvos | 0.03 | 0.08 | 0.03 | ND | Pass | Pyrethrins | 0.01 | 0.04 | 0.5 | ND | Pass |
| Dimethoate | 0.02 | 0.05 | 0.03 | ND | Pass | Pyridaben | 0.03 | 0.09 | 0.1 | ND | Pass |
| Dimethomorph | 0.03 | 0.08 | 2 | ND | Pass | Spinetoram | 0.02 | 0.07 | 0.1 | ND | Pass |
| Ethoprophos | 0.03 | 0.08 | 0.03 | ND | Pass | Spinosad | 0.03 | 0.08 | 0.1 | ND | Pass |
| Etofenprox | 0.02 | 0.06 | 0.03 | ND | Pass | Spiromesifen | 0.03 | 0.09 | 0.1 | ND | Pass |
| Etoxazole | 0.02 | 0.07 | 0.1 | ND | Pass | Spirotetramat | 0.02 | 0.07 | 0.1 | ND | Pass |
| Fenhexamid | 0.03 | 0.09 | 0.1 | ND | Pass | Spiroxamine | 0.03 | 0.08 | 0.03 | ND | Pass |
| Fenoxycarb | 0.02 | 0.07 | 0.03 | ND | Pass | Tebuconazole | 0.03 | 0.08 | 0.1 | ND | Pass |
| Fenpyroximate | 0.03 | 0.08 | 0.1 | ND | Pass | Thiacloprid | 0.02 | 0.06 | 0.03 | ND | Pass |
| Fipronil | 0.03 | 0.08 | 0.03 | ND | Pass | Thiamethoxam | 0.03 | 0.08 | 5 | ND | Pass |
| Fonicamid | 0.02 | 0.07 | 0.1 | ND | Pass | Trifloxystrobin | 0.03 | 0.1 | 0.1 | ND | Pass |

Date Tested: 03/01/2024

We analyze samples by AOAC Official Method 2007.01-Modified; ND = Not Detected; NR = Not Reported; LOD = Limit of Detection; The reported result is based on a sample weight with the applicable moisture content for that sample; Unless otherwise stated all quality control samples performed within specifications established by the Laboratory. HL105.10-01. Tested by LC/MS/MS and GC/MS/MS, HL201.2. Pass/Fail decision determined by Department of Cannabis Control CCR title 4 Division 19 §15719.



Ming Li

Ming Li - General Manager
03/05/2024

Confident LIMS
All Rights Reserved
coa.support@confidentlims.com
(866) 506-5866
www.confidentlims.com



ISO 17025 accredited by A2LA (Certificate No: 4074.01 & 4074.02). Sampling Procedure: SOP HL 110.2; Foreign Material: UV light/Microscope SOP HL 323, SOP HL 324; Water Activity: Water Activity Meter SOP HL 238; Moisture: Drying Oven SOP HL217.1; All LQC ran in accordance with 4 CCR sec. 15730. This product has been tested by Harrens Lab Inc. using valid testing methodologies and a quality system as required by state law. Values reported relate only to the product tested. Harrens Lab Inc. makes no claims as to the efficacy, safety or other risks associated with any detected or non-detected levels of any compounds reported herein. This Certificate shall not be reproduced except in full, without the written approval of Harrens Lab Inc.

BLUE DREAM MELT

| | | |
|--------------------------|-------------------------|------------------|
| Sample ID: HR20240390022 | Produced: | Client |
| Strain: BLUE DREAM MELT | Collected: 11/01/2025 | Hazy Mary |
| Matrix: Plant | Received: 11/01/2025 | |
| Type: Flower - Cured | Completed: 11/05/2025 | |
| | Batch: DD-BDM-251006-01 | |

Microbials

Pass

| Analyte | Results | Status |
|-------------------------------|--------------------|--------|
| Aerobic Plate Count | NR | NT |
| Aspergillus flavus | Not Detected in 1g | Pass |
| Aspergillus fumigatus | Not Detected in 1g | Pass |
| Aspergillus niger | Not Detected in 1g | Pass |
| Aspergillus terreus | Not Detected in 1g | Pass |
| Shiga Toxin-producing E. coli | Not Detected in 1g | Pass |
| Salmonella SPP | Not Detected in 1g | Pass |
| Yeast & Mold | NR | NT |

Date Tested: 03/04/2024

NR = Not Reported; Aerobic Bacteria refers to Aerobic Plate Count, we analyze by method FDA BAM Jan 2001, Chapter 3. E.coli refers to E.coli Plate Count, we analyze by method FDA BAM Jan 2001, Chapter 4. Coliforms refers to Coliform Plate Count, we analyze by method FDA BAM Jan 2001, Chapter 4. Salmonella analysis method by Compact Dry SL, Hardy Diagnostics. Visual Mold inspection by UV light. 1= Mold Present, 0=Mold Not Present. Yeast and Mold Plate count method by AOAC no. 100401 or FDA BAM Jan 2001, Chapter 18. HL105.10-01. Salmonella and STEC: SOP HL 316. Aspergillus sp.: SOP HL311.2 (modified) & SOP HL 317. Microbial Testing: Pass/Fail decision determined by Department of Cannabis Control CCR title 4 Division 19 §15720 and §15722.

Mycotoxins

Pass

| Analyte | LOD | LOQ | Limit | Results | Status |
|------------------|-------|-------|-------|---------|--------|
| | µg/kg | µg/kg | µg/kg | µg/kg | |
| Aflatoxin B1 | 1.1 | 3.4 | | ND | Tested |
| Aflatoxin B2 | 1.3 | 4 | | ND | Tested |
| Aflatoxin G1 | 2.8 | 8.4 | | ND | Tested |
| Aflatoxin G2 | 1.4 | 4.2 | | ND | Tested |
| Total Aflatoxins | 6.6 | 20 | 20 | ND | Pass |
| Ochratoxin A | 2.8 | 8.4 | 20 | ND | Pass |

Date Tested: 03/01/2024

SOP HL 240. Total Aflatoxins = Aflatoxin B1 + Aflatoxin B2 + Aflatoxin G1 + Aflatoxin G2. Each aflatoxin is tested individually. HL241. Tested by HPLC-FID, HL241. Pass/Fail decision determined by Department of Cannabis Control CCR title 4 Division 19 §15721.

Heavy Metals

Pass

| Analyte | LOD | LOQ | Limit | Results | Status |
|---------|-------|-------|-------|---------|--------|
| | µg/g | µg/g | µg/g | µg/g | |
| Arsenic | 0.059 | 0.179 | 0.2 | ND | Pass |
| Cadmium | 0.005 | 0.014 | 0.2 | <LOQ | Pass |
| Lead | 0.055 | 0.168 | 0.5 | ND | Pass |
| Mercury | 0.005 | 0.017 | 0.1 | ND | Pass |

Date Tested: 03/04/2024

SOP HL 237. Tested by Atomic Fluorescence Spectrometry, HL237. Pass/Fail decision determined by Department of Cannabis Control CCR title 4 Division 19 §15723.



Ming Li

Ming Li - General Manager
03/05/2024

Confident LIMS
All Rights Reserved
coa.support@confidentlims.com
(866) 506-5866
www.confidentlims.com

