



## CONSOLIDATED TEST RESULTS SUMMARY

Please see the following pages for full test results.

**BULK SKU** SLZ.D9.GF5.6PK **BATCH #** HB62-(A)X **SERVING SIZE** 1 Can (355 mL)

**PRODUCT NAME** Grapefruit THC Seltzer **LABORATORY** SC Labs

POTENCY	PER SERVING		PER GRAM	
Cannabidiol (CBD)	9.3	mg/serving	0.026	mg/g
Total THC (d9-THC, THCA)	4.93	mg/serving	0.0138	mg/g
Cannabigerol (CBG)	<LOQ	mg/serving	<LOQ	mg/g
Cannabinol (CBN)	<LOQ	mg/serving	<LOQ	mg/g
Cannabichromene (CBC)	<LOQ	mg/serving	<LOQ	mg/g
Tetrahydrocannabinolic Acid (THCA)	<LOQ	mg/serving	<LOQ	mg/g
Delta-9-THC (d9-THC)	4.93	mg/serving	0.0138	mg/g
Delta-8-THC (d8-THC)	<LOQ	mg/serving	<LOQ	mg/g

HEAVY METALS	PER GRAM		REGULATORY ACTION LEVEL
Arsenic	<LOQ	µg/g	1.5 µg/g
Cadmium	<LOQ	µg/g	0.5 µg/g
Lead	<LOQ	µg/g	0.5 µg/g
Mercury	<LOQ	µg/g	3.0 µg/g

RESIDUAL SOLVENTS	PER GRAM		REGULATORY ACTION LEVEL
Ethanol <sup>[1]</sup>	3381	µg/g	5,000 µg/g
Heptane	<LOQ	µg/g	5,000 µg/g

None of the other residual solvents tested were found above the regulatory action level.

MICROBIAL	PASS/FAIL
Yeast & Mold	Pass
Total Aerobic Bacteria	Pass

PESTICIDES
None of the 50+ pesticides tested were found above the limit of detection.



1. LOQ: Limit of Quantitation  
Ethanol is a food additive used in some of our ingredients. The FDA has labeled ethanol as Generally Recognized as Safe (GRAS). Many foods contain trace amounts of ethanol, including soy sauce, pasta sauces, fruits and juices, etc. Our products contain safe levels of ethanol and always below pertinent regulatory action levels.

## SAMPLE DETAILS

SAMPLE NAME: CYCL-SLZ.D9.GF5.6PK-HB62-(A)X

Beverage, Liquid Edible

## CULTIVATOR / MANUFACTURER

Business Name:

License Number:

Address:

## DISTRIBUTOR / TESTED FOR

Business Name: Lazarus Naturals

License Number:

Address:

## SAMPLE DETAIL

Batch Number: HB62-(A)X

Sample ID: 250414N029

Date Collected: 04/14/2025

Date Received: 04/14/2025

Batch Size:

Sample Size: 1.0 units

Unit Mass:

Serving Size: 355 milliliters per Serving

Scan QR code to verify  
authenticity of results.

## CANNABINOID ANALYSIS - SUMMARY

Total THC: 0.0139 mg/mL

Total CBD: 0.0262 mg/mL


Sum of Cannabinoids: 0.0401 mg/mL

Total Cannabinoids: 0.0401 mg/mL

Total THC/CBD is calculated using the following formulas to take into account the loss of a carboxyl group during the decarboxylation step:  
Total THC =  $\Delta^9$ -THC + (THCa (0.877))  
Total CBD = CBD + (CBDa (0.877))  
Sum of Cannabinoids =  $\Delta^9$ -THC + THCa + CBD + CBDa + CBG + CBGa +  
THCV + THCVa + CBC + CBCa + CBDV + CBDVa +  $\Delta^8$ -THC + CBL + CBN  
Total Cannabinoids = ( $\Delta^9$ -THC + 0.877\*THCa) + (CBD + 0.877\*CBDa) +  
(CBG + 0.877\*CBGa) + (THCV + 0.877\*THCVa) + (CBC + 0.877\*CBCa) +  
(CBDV + 0.877\*CBDVa) +  $\Delta^8$ -THC + CBL + CBN

Density: 1.0096 g/mL

## SAFETY ANALYSIS - SUMMARY

Pesticides:  PASSResidual Solvents:  PASSHeavy Metals:  PASSMicrobiology (PCR):  PASS


Microbiology (Plating): ND


For quality assurance purposes. Not a Regulatory Hemp Lab Test Report. These results relate only to the sample included on this report. This report shall not be reproduced, except in full, without written approval of the laboratory.

**Sample Certification:** California Code of Regulations Title 4 Division 19, Department of Cannabis Control Business and Professions Code. Reference: Sections 26100, 26104 and 26110, Business and Professions Code.

**Decision Rule:** Statements of conformity (e.g. Pass/Fail) to specifications are made in this report without taking measurement uncertainty into account. Where statements of conformity are made in this report, the following decision rules are applied: PASS - Results within limits/specifications, FAIL - Results exceed limits/specifications.

**References:** Limit of detection (LOD), Limit of quantification (LOQ), not detected (ND), not tested (NT),  $\mu\text{g/g}$  = ppm,  $\mu\text{g/kg}$  = ppb, too numerous to count >250 cfu/plate (TNTC), colony-forming unit (cfu)

  
LQC verified by: Carmen Stackhouse  
Job Title: Senior Laboratory Analyst  
Date: 04/19/2025

  
Approved by: Josh Wurzer  
Job Title: Chief Compliance Officer  
Date: 04/19/2025



Cannabinoid Analysis

Tested by high-performance liquid chromatography with diode-array detection (HPLC-DAD).

Method: QSP 1157 - Analysis of Cannabinoids by HPLC-DAD

TOTAL THC: 0.0139 mg/mL

Total THC ( $\Delta^9$ -THC+0.877\*THCa)

TOTAL CBD: 0.0262 mg/mL

Total CBD (CBD+0.877\*CBDA)

TOTAL CANNABINOIDS: 0.0401 mg/mL

Total Cannabinoids (Total THC) + (Total CBD) + (Total CBG) + (Total THCV) + (Total CBC) + (Total CBDV) +  $\Delta^8$ -THC + CBL + CBN

TOTAL CBG: ND

Total CBG (CBG+0.877\*CBGa)

TOTAL THCV: ND

Total THCV (THCV+0.877\*THCVa)

TOTAL CBC: ND

Total CBC (CBC+0.877\*CBCa)

TOTAL CBDV: <LOQ

Total CBDV (CBDV+0.877\*CBDVa)

CANNABINOID TEST RESULTS - 04/16/2025

COMPOUND	LOD/LOQ (mg/mL)	MEASUREMENT UNCERTAINTY (mg/mL)	RESULT (mg/mL)	RESULT (%)
CBD	0.0001 / 0.0004	±0.00098	0.0262	0.00260
$\Delta^9$ -THC	0.0001 / 0.0005	±0.00076	0.0139	0.00138
CBDV	0.0001 / 0.0005	N/A	<LOQ	<LOQ
$\Delta^8$ -THC	0.0003 / 0.0008	N/A	ND	ND
THCa	0.0001 / 0.0002	N/A	ND	ND
THCV	0.0001 / 0.0005	N/A	ND	ND
THCVa	0.0001 / 0.0007	N/A	ND	ND
CBDA	0.0001 / 0.0010	N/A	ND	ND
CBDVa	0.0001 / 0.0007	N/A	ND	ND
CBG	0.0001 / 0.0002	N/A	ND	ND
CBGa	0.0001 / 0.0003	N/A	ND	ND
CBL	0.0001 / 0.0004	N/A	ND	ND
CBN	0.0001 / 0.0003	N/A	ND	ND
CBC	0.0001 / 0.0004	N/A	ND	ND
CBCa	0.0001 / 0.0006	N/A	ND	ND
SUM OF CANNABINOIDS			0.0401 mg/mL	0.00397%

Serving Size: 355 milliliters per Serving

$\Delta^9$ -THC per Serving	4.9345 mg/serving
Total THC per Serving	4.9345 mg/serving
CBD per Serving	9.3010 mg/serving
Total CBD per Serving	9.3010 mg/serving
Sum of Cannabinoids per Serving	14.2355 mg/serving
Total Cannabinoids per Serving	14.2355 mg/serving

DENSITY TEST RESULT

1.0096 g/mL
Tested 04/16/2025
Method: QSP 7870 - Sample Preparation



## Pesticide Analysis

Pesticide and plant growth regulator analysis utilizing high-performance liquid chromatography-mass spectrometry (HPLC-MS) or gas chromatography-mass spectrometry (GC-MS).

\*GC-MS utilized where indicated.

**Method:** QSP 1212 - Analysis of Pesticides and Mycotoxins by LC-MS or QSP 1213 - Analysis of Pesticides by GC-MS

### PESTICIDE TEST RESULTS - 04/19/2025 **PASS**

COMPOUND	LOD/LOQ (µg/g)	ACTION LIMIT (µg/g)	MEASUREMENT UNCERTAINTY (µg/g)	RESULT (µg/g)	RESULT
Abamectin	0.03 / 0.10	0.3	N/A	ND	PASS
Acephate	0.02 / 0.07	5	N/A	ND	PASS
Acequinocyl	0.02 / 0.07	4	N/A	ND	PASS
Acetamiprid	0.02 / 0.05	5	N/A	ND	PASS
Aldicarb	0.03 / 0.08	≥ LOD	N/A	ND	PASS
Azoxystrobin	0.02 / 0.07	40	N/A	ND	PASS
Bifenazate	0.01 / 0.04	5	N/A	ND	PASS
Bifenthrin	0.02 / 0.05	0.5	N/A	ND	PASS
Boscalid	0.03 / 0.09	10	N/A	ND	PASS
Captan	0.19 / 0.57	5	N/A	ND	PASS
Carbaryl	0.02 / 0.06	0.5	N/A	ND	PASS
Carbofuran	0.02 / 0.05	≥ LOD	N/A	ND	PASS
Chlorantraniliprole	0.04 / 0.12	40	N/A	ND	PASS
Chlordane*	0.03 / 0.08	≥ LOD	N/A	ND	PASS
Chlorfenapyr*	0.03 / 0.10	≥ LOD	N/A	ND	PASS
Chlorpyrifos	0.02 / 0.06	≥ LOD	N/A	ND	PASS
Clofentezine	0.03 / 0.09	0.5	N/A	ND	PASS
Coumaphos	0.02 / 0.07	≥ LOD	N/A	ND	PASS
Cyfluthrin	0.12 / 0.38	1	N/A	ND	PASS
Cypermethrin	0.11 / 0.32	1	N/A	ND	PASS
Daminozide	0.02 / 0.07	≥ LOD	N/A	ND	PASS
Diazinon	0.02 / 0.05	0.2	N/A	ND	PASS
Dichlorvos (DDVP)	0.03 / 0.09	≥ LOD	N/A	ND	PASS
Dimethoate	0.03 / 0.08	≥ LOD	N/A	ND	PASS
Dimethomorph	0.03 / 0.09	20	N/A	ND	PASS
Ethoprophos	0.03 / 0.10	≥ LOD	N/A	ND	PASS
Etofenprox	0.02 / 0.06	≥ LOD	N/A	ND	PASS
Etoxazole	0.02 / 0.06	1.5	N/A	ND	PASS
Fenhexamid	0.03 / 0.09	10	N/A	ND	PASS
Fenoxycarb	0.03 / 0.08	≥ LOD	N/A	ND	PASS
Fenpyroximate	0.02 / 0.06	2	N/A	ND	PASS
Fipronil	0.03 / 0.08	≥ LOD	N/A	ND	PASS
Flonicamid	0.03 / 0.10	2	N/A	ND	PASS
Fludioxonil	0.03 / 0.10	30	N/A	ND	PASS
Hexythiazox	0.02 / 0.07	2	N/A	ND	PASS
Imazalil	0.02 / 0.06	≥ LOD	N/A	ND	PASS
Imidacloprid	0.04 / 0.11	3	N/A	ND	PASS
Kresoxim-methyl	0.02 / 0.07	1	N/A	ND	PASS
Malathion	0.03 / 0.09	5	N/A	ND	PASS
Metalaxyl	0.02 / 0.07	15	N/A	ND	PASS
Methiocarb	0.02 / 0.07	≥ LOD	N/A	ND	PASS

Continued on next page


**Pesticide Analysis** *Continued*
**PESTICIDE TEST RESULTS - 04/19/2025** *continued* ✓ PASS

COMPOUND	LOD/LOQ (µg/g)	ACTION LIMIT (µg/g)	MEASUREMENT UNCERTAINTY (µg/g)	RESULT (µg/g)	RESULT
Methomyl	0.03 / 0.10	0.1	N/A	ND	PASS
Mevinphos	0.03 / 0.09	≥ LOD	N/A	ND	PASS
Myclobutanil	0.03 / 0.09	9	N/A	ND	PASS
Naled	0.02 / 0.07	0.5	N/A	ND	PASS
Oxamyl	0.04 / 0.11	0.2	N/A	ND	PASS
Paclobutrazol	0.02 / 0.05	≥ LOD	N/A	ND	PASS
Parathion-methyl	0.03 / 0.10	≥ LOD	N/A	ND	PASS
Pentachloronitrobenzene (Quintozene)*	0.03 / 0.09	0.2	N/A	ND	PASS
Permethrin	0.04 / 0.12	20	N/A	ND	PASS
Phosmet	0.03 / 0.10	0.2	N/A	ND	PASS
Piperonyl Butoxide	0.02 / 0.07	8	N/A	ND	PASS
Prallethrin	0.03 / 0.08	0.4	N/A	ND	PASS
Propiconazole	0.02 / 0.07	20	N/A	ND	PASS
Propoxur	0.03 / 0.09	≥ LOD	N/A	ND	PASS
Pyrethrins	0.04 / 0.12	1	N/A	ND	PASS
Pyridaben	0.02 / 0.07	3	N/A	ND	PASS
Spinetoram	0.02 / 0.07	3	N/A	ND	PASS
Spinosad	0.02 / 0.07	3	N/A	ND	PASS
Spiromesifen	0.02 / 0.05	12	N/A	ND	PASS
Spirotetramat	0.02 / 0.06	13	N/A	ND	PASS
Spiroxamine	0.03 / 0.08	≥ LOD	N/A	ND	PASS
Tebuconazole	0.02 / 0.07	2	N/A	ND	PASS
Thiacloprid	0.03 / 0.10	≥ LOD	N/A	ND	PASS
Thiamethoxam	0.03 / 0.10	4.5	N/A	ND	PASS
Trifloxystrobin	0.03 / 0.08	30	N/A	ND	PASS


**Residual Solvents Analysis**
**RESIDUAL SOLVENTS TEST RESULTS - 04/17/2025** ✓ PASS

Residual Solvent analysis utilizing gas chromatography-mass spectrometry (GC-MS).

**Method:** QSP 1204 - Analysis of Residual Solvents by GC-MS

COMPOUND	LOD/LOQ (µg/g)	ACTION LIMIT (µg/g)	MEASUREMENT UNCERTAINTY (µg/g)	RESULT (µg/g)	RESULT
Propane	10 / 20	5000	N/A	ND	PASS
n-Butane	10 / 50	5000	N/A	ND	PASS
n-Pentane	20 / 50	5000	N/A	ND	PASS
n-Hexane	2 / 5	290	N/A	ND	PASS
n-Heptane	20 / 60	5000	N/A	ND	PASS
Benzene	0.03 / 0.09	1	N/A	ND	PASS
Toluene	7 / 21	890	N/A	ND	PASS
Total Xylenes	50 / 160	2170	N/A	ND	PASS
Methanol	50 / 200	3000	N/A	ND	PASS
Ethanol	20 / 50	5000	±97.7	3381	PASS

Continued on next page



## Residual Solvents Analysis

Continued

RESIDUAL SOLVENTS TEST RESULTS - 04/17/2025 *continued* ✔ PASS

COMPOUND	LOD/LOQ (µg/g)	ACTION LIMIT (µg/g)	MEASUREMENT UNCERTAINTY (µg/g)	RESULT (µg/g)	RESULT
2-Propanol (Isopropyl Alcohol)	10 / 40	5000	N/A	ND	PASS
Acetone	20 / 50	5000	N/A	<LOQ	PASS
Ethyl Ether	20 / 50	5000	N/A	ND	PASS
Ethylene Oxide	0.3 / 0.8	1	N/A	ND	PASS
Ethyl Acetate	20 / 60	5000	±2.9	86	PASS
Chloroform	0.1 / 0.2	1	N/A	ND	PASS
Dichloromethane (Methylene Chloride)	0.3 / 0.9	1	N/A	ND	PASS
Trichloroethylene	0.1 / 0.3	1	N/A	ND	PASS
1,2-Dichloroethane	0.05 / 0.1	1	N/A	ND	PASS
Acetonitrile	2 / 7	410	N/A	ND	PASS



## Heavy Metals Analysis

Heavy metal analysis utilizing inductively coupled plasma-mass spectrometry (ICP-MS).

**Method:** QSP 1160 - Analysis of Heavy Metals by ICP-MS

HEAVY METALS TEST RESULTS - 04/17/2025 ✔ PASS

COMPOUND	LOD/LOQ (µg/g)	ACTION LIMIT (µg/g)	MEASUREMENT UNCERTAINTY (µg/g)	RESULT (µg/g)	RESULT
Arsenic	0.02 / 0.1	1.5	N/A	ND	PASS
Cadmium	0.02 / 0.05	0.5	N/A	ND	PASS
Lead	0.04 / 0.1	0.5	N/A	ND	PASS
Mercury	0.002 / 0.01	3	N/A	ND	PASS



## Microbiology Analysis

PCR AND PLATING

Analysis conducted by polymerase chain reaction (PCR) and fluorescence detection of microbiological contaminants.

**Method:** QSP 1221 - Analysis of Microbiological Contaminants

MICROBIOLOGY TEST RESULTS (PCR) - 04/19/2025 ✔ PASS

COMPOUND	ACTION LIMIT	RESULT	RESULT
<i>Salmonella</i> spp.	Not Detected in 1g	ND	PASS

Analysis conducted by 3M™ Petrifilm™ and plate counts of microbiological contaminants.

**Method:** QSP 6794 - Plating with 3M™ Petrifilm™

MICROBIOLOGY TEST RESULTS (PLATING) - 04/19/2025 ND

COMPOUND	RESULT (cfu/g)
Total Aerobic Bacteria	ND
Total Enterobacteriaceae	ND
Total Yeast and Mold	ND

### NOTES

Sample serving mass provided by client.