

BULK SKU GMY.BC50

BATCH # HG14

SERVING SIZE 1 Gummy (5g)

PRODUCT NAME Unwind Full Spectrum Gummies

LABORATORY SC Labs CA, SC Labs OR

POTENCY	PER SERVING		PER GRAM	
Cannabidiol (CBD)	56.7	mg/serving	11.3	mg/g
Total THC (d9-THC, THCA)	2.05	mg/serving	0.41	mg/g
Cannabigerol (CBG)	2.23	mg/serving	0.445	mg/g
Cannabinol (CBN)	<LOQ	mg/serving	<LOQ	mg/g
Cannabichromene (CBC)	2.1	mg/serving	0.42	mg/g
Tetrahydrocannabinolic Acid (THCA)	<LOQ	mg/serving	<LOQ	mg/g
Delta-9-THC (d9-THC)	2.05	mg/serving	0.41	mg/g
Delta-8-THC (d8-THC)	<LOQ	mg/serving	<LOQ	mg/g

HEAVY METALS	PER GRAM		REGULATORY ACTION LEVEL
Arsenic	<LOQ	µg/g	1.5 µg/g
Cadmium	<LOQ	µg/g	0.5 µg/g
Lead	<LOQ	µg/g	0.5 µg/g
Mercury	<LOQ	µg/g	3.0 µg/g

RESIDUAL SOLVENTS

None of the residual solvents tested were found above the regulatory action level.

PESTICIDES

None of the 50+ pesticides tested were found above the limit of detection.

MICROBIAL	PASS/FAIL
Yeast & Mold	Pass
Coliform	Pass



LOQ: Limit of Quantitation

- Ethanol is a food additive used in some of our ingredients. The FDA has labeled ethanol as Generally Recognized as Safe (GRAS). Many foods contain trace amounts of ethanol, including soy sauce, pasta sauces, fruits and juices, etc. Our products contain safe levels of ethanol and always below pertinent regulatory action levels.
- American Herbal Pharmacopoeia. (2014). Cannabis Inflorescence: Standards of Identity, Analysis, and Quality Control. Washington DC: AHP.

Sample Name: GMY.BC50-HG14
Tested for: *Lazarus Naturals-Oregon*
Quality Control Testing

Laboratory ID: 2510047-02

Matrix: Products

Sample Metric ID: N/A

Lot # HG14

Batch RFID: N/A

Batch Size: N/A

Harvest Date: N/A

License: NA

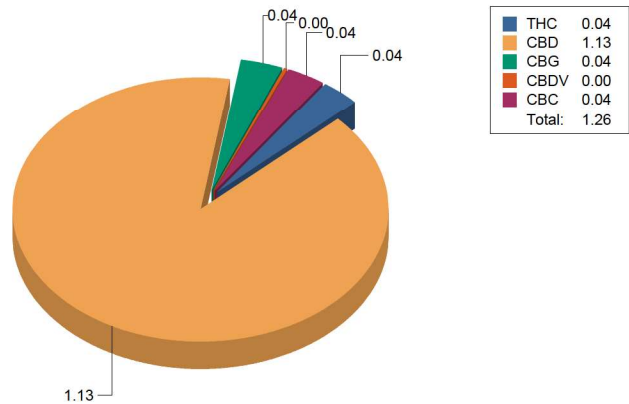
Date Sampled: 09/08/25 00:00

Date Accepted: 09/08/25



Result Summary

ANALYSIS	VALUE	PASS/FAIL
Total Cannabinoids	1.264 %	
Total CBD	1.134 %	
Total THC	0.0410 %	




 Breeanna Hamilton
 Lab Director

Informational testing only, not for OLCC/OMMP/ODA compliance. These results relate only to the sample included on this report. The report may not be reproduced except in full, without the written permission of SC Laboratories. Samples tested in accordance with Oregon Administrative Rules, TNI 2016 Standard and SC Laboratories quality assurance plan unless otherwise noted.

Sample Name: **GMV.BC50-HG14**
 Tested for: **Lazarus Naturals-Oregon**
Quality Control Testing

Laboratory ID: 2510047-02

Matrix: Products

Sample Metrc ID: N/A

Lot # HG14

Batch RFID: N/A

Batch Size: N/A

Harvest Date: N/A

License: NA

Date Sampled: 09/08/25 00:00

Date Accepted: 09/08/25



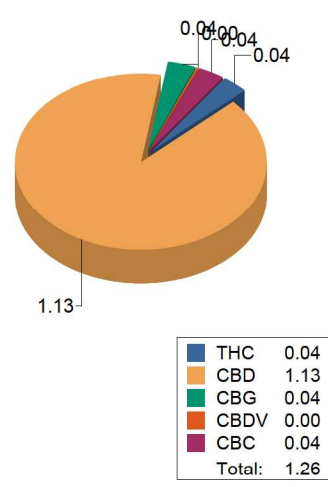
Potency Analysis

Date Extracted: 09/09/25

Analysis Method: UNODC 5.4.8

Date Analyzed: 09/11/25

* - ORELAP certified analyte

Cannabinoids	% weight	mg/g	LOQ (%)	Cannabinoids Profile
Total CBD ((CBDA*0.877)+CBD)	1.134	11.34	0.0020	
Total THC ((THCA*0.877)+d9)	0.0410	0.41	0.0020	
d9-THC (d9-Tetrahydrocannabinol)*	0.0410	0.41	0.0020	
d8-THC (d8-Tetrahydrocannabinol)*	< LOQ	< LOQ	0.0020	
THCA (d9-Tetrahydrocannabinolic Acid)*	< LOQ	< LOQ	0.0020	
CBD (Cannabidiol)*	1.134	11.34	0.0020	
CBDA (Cannabidiolic Acid)*	< LOQ	< LOQ	0.0020	
CBN (Cannabinol)	< LOQ	< LOQ	0.0020	
CBG (Cannabigerol)	0.0445	0.445	0.0020	
CBGA (Cannabigerolic Acid)	< LOQ	< LOQ	0.0020	
CBDV (Cannabidivarin)	0.0031	0.031	0.0020	
CBDVA (Cannabidivarinic Acid)	< LOQ	< LOQ	0.0020	
CBC (Cannabichromene)	0.0420	0.42	0.0040	
CBCA (Cannabichromenic Acid)	< LOQ	< LOQ	0.0303	
THCV (Tetrahydrocannabivarin)	< LOQ	< LOQ	0.0020	
THCVA (Tetrahydrocannabivarinic Acid)	< LOQ	< LOQ	0.0303	
Total Cannabinoids	1.264	12.64	0.0020	

<LOQ - Results below the Limit of Quantitation


 Breeanna Hamilton
 Lab Director

Informational testing only, not for OLCC/OMMP/ODA compliance. These results relate only to the sample included on this report. The report may not be reproduced except in full, without the written permission of SC Laboratories. Samples tested in accordance with Oregon Administrative Rules, TNI 2016 Standard and SC Laboratories quality assurance plan unless otherwise noted.

Quality Control Potency

Batch: B252747 - Potency/Terpenes

Blank(B252747-BLK1)		Extracted - 09/09/25 16:26 Analyzed - 09/11/25 3:27						
Analyte	Result	Units	Spike Level	Source Result	%REC	%REC Limits	RPD	RPD Limit
d9-THC (d9-Tetrahydrocannabinol)	< LOQ	%						
d8-THC (d8-Tetrahydrocannabinol)	< LOQ	%						
THCA (d9-Tetrahydrocannabinolic Acid)	< LOQ	%						
CBD (Cannabidiol)	< LOQ	%						
CBDA (Cannabidiolic Acid)	< LOQ	%						
CBN (Cannabinol)	< LOQ	%						
CBG (Cannabigerol)	< LOQ	%						
CBGA (Cannabigerolic Acid)	< LOQ	%						
CBDV (Cannabidivarin)	< LOQ	%						
CBDVA (Cannabidivarinic Acid)	< LOQ	%						
CBC (Cannabichromene)	< LOQ	%						
CBCA (Cannabichromenic Acid)	< LOQ	%						
THCV (Tetrahydrocannabivarin)	< LOQ	%						
THCVA (Tetrahydrocannabivarinic Acid)	< LOQ	%						

Duplicate(B252747-DUP1)		Extracted - 09/09/25 16:26 Analyzed - 09/11/25 3:36						
Analyte	Result	Units	Spike Level	Source Result	%REC	%REC Limits	RPD	RPD Limit
d9-THC (d9-Tetrahydrocannabinol)	0.183	%		0.190			3.59	20
d8-THC (d8-Tetrahydrocannabinol)	0.002	%		0.002			9.87	20
THCA (d9-Tetrahydrocannabinolic Acid)	0.002	%		0.002			4.11	20
CBD (Cannabidiol)	0.190	%		0.191			0.470	20
CBDA (Cannabidiolic Acid)	0.070	%		0.074			4.65	20
CBN (Cannabinol)	0.0009	%		0.0009			4.69	20
CBG (Cannabigerol)	0.0003	%		0.0004			13.8	20
CBGA (Cannabigerolic Acid)	0.001	%		0.002			4.76	20
CBDV (Cannabidivarin)	0.001	%		0.001			1.93	20
CBDVA (Cannabidivarinic Acid)	0.0005	%		0.0005			6.34	20
CBC (Cannabichromene)	0.0009	%		0.001			12.7	20
CBCA (Cannabichromenic Acid)	< LOQ	%		< LOQ				20
THCV (Tetrahydrocannabivarin)	0.0006	%		0.0006			12.1	20
THCVA (Tetrahydrocannabivarinic Acid)	< LOQ	%		< LOQ				20

LCS(B252747-BS1)		Extracted - 09/09/25 16:26 Analyzed - 09/10/25 20:32						
Analyte	Result	Units	Spike Level	Source Result	%REC	%REC Limits	RPD	RPD Limit


 Breeanna Hamilton
 Lab Director

Informational testing only, not for OLCC/OMMP/ODA compliance. These results relate only to the sample included on this report. The report may not be reproduced except in full, without the written permission of SC Laboratories. Samples tested in accordance with Oregon Administrative Rules, TNI 2016 Standard and SC Laboratories quality assurance plan unless otherwise noted.

Quality Control Potency (Continued)

Batch: B252747 - Potency/Terpenes (Continued)

LCS(B252747-BS1)		Extracted - 09/09/25 16:26 Analyzed - 09/10/25 20:32						
Analyte	Result	Units	Spike Level	Source Result	%REC	%REC Limits	RPD	RPD Limit
d9-THC (d9-Tetrahydrocannabinol)	0.028	%	0.0284		98.6	90-110		
d8-THC (d8-Tetrahydrocannabinol)	0.029	%	0.0303		94.4	90-110		
THCA (d9-Tetrahydrocannabinolic Acid)	0.034	%	0.0343		98.2	90-110		
CBD (Cannabidiol)	0.033	%	0.0318		104	90-110		
CBDA (Cannabidiolic Acid)	0.031	%	0.0323		95.6	90-110		
CBN (Cannabinol)	0.0005	%				80-120		
CBG (Cannabigerol)	0.002	%				80-120		
CBGA (Cannabigerolic Acid)	0.0006	%				80-120		
CBDV (Cannabidivarin)	< LOQ	%				80-120		
CBDVA (Cannabidivarinic Acid)	0.0003	%				80-120		
CBC (Cannabichromene)	< LOQ	%				80-120		
CBCA (Cannabichromenic Acid)	< LOQ	%				80-120		
THCV (Tetrahydrocannabivarin)	< LOQ	%				80-120		
THCVA (Tetrahydrocannabivarinic Acid)	< LOQ	%				80-120		



Breeanna Hamilton
Lab Director

Informational testing only, not for OLCC/OMMP/ODA compliance. These results relate only to the sample included on this report. The report may not be reproduced except in full, without the written permission of SC Laboratories. Samples tested in accordance with Oregon Administrative Rules, TNI 2016 Standard and SC Laboratories quality assurance plan unless otherwise noted.


CHAIN OF CUSTODY

SC Laboratories Oregon LLC
 15865 SW 74th Avenue, Ste 110
 Tigard OR, 97224
 (503) 272-8830
 ORELAP ID # 4133
 OLCC License # 010-1018619A26E
 www.sclabs.com

Client: Lazarus Naturals
 Address: 17711 NE Riverside Pkwy,
 Portland, OR 97230
 OLCC License #: NA
 OLCC License Type: NA
 Email: bcartwright@lazarusnaturals.com
 Phone: 925-315-1933
 Name of Sampler: Scott F
 Sampler OLCC License #: 010-1018619A26E

COC #: 2510037
 Work Order #: 2510037
 Received By: Scott Forster
 Received Date: 9/8/2025
 Courier: Scott Forster
 Transfer Manifest #: 9/8/2025
 Date Sampled: 9/8/2025
 Time Sampled:

1 of 1
 2510047
 Sample Type Legend
 U - Usable Marijuana (Flower)
 C - Concentrate or Extract
 P - Product
 I - Inhalable Cannabinoid Product
 O - Other



Sample Name	Time	METRC Label	Harvest or Process Lot	SC Labs LIMS ID	Sample Type	Total Sample Mass	TESTS REQUESTED										Sample Specific Notes	
							Potency	Pesticide	Residual Solvent	Terpene	Moisture Content	Water Activity	Mycotoxins	Metals	Micros			
GMY.D9.BBH0R10-HH46		N/A	HH46	2510037-01	P	40	x											QC Testing
GMY.BC50-HG14		N/A	HG14	2510037-02	P	40	x											QC Testing
GMY.D9.SLP10-HG07		N/A	HG07	2510037-03	P	40	x											QC Testing
GMY.D9.CRPR10-HH45		N/A	HH45	2510037-04	P	40	x											QC Testing

Notes/Special Considerations:

Name: Damian / Krista / Lorella Representative of: Lazarus Signature: Date: 9/8/2025 Time: 10:37	Samples Relinquished Print Name: Scott F Representative of: SC Labs Signature: Date: 9/8/2025 Time: 10:33	Samples Received Print Name: _____ Representative of: _____ Signature: _____ Date: _____ Time: _____
--	--	---

SAMPLE DETAILS**SAMPLE NAME: FORM-GMY.BC50-HG14**

Infused, Solid Edible

CULTIVATOR / MANUFACTURER

Business Name:

License Number:

Address:

DISTRIBUTOR / TESTED FOR

Business Name: Lazarus Naturals

License Number:

Address:

SAMPLE DETAIL

Batch Number: HG14

Sample ID: 250910M054

Date Collected: 09/10/2025


Date Received: 09/10/2025

Batch Size:

Sample Size: 1.0 unit

Unit Mass:

Serving Size:


Scan QR code to verify
authenticity of results.**SAFETY ANALYSIS - SUMMARY**Pesticides:  **PASS**Residual Solvents:  **PASS**Heavy Metals:  **PASS**Microbiology (PCR):  **PASS**Microbiology (Plating): **ND**


For quality assurance purposes. Not a Regulatory Hemp Lab Test Report. These results relate only to the sample included on this report. This report shall not be reproduced, except in full, without written approval of the laboratory.

Sample Certification: California Code of Regulations Title 4 Division 19, Department of Cannabis Control Business and Professions Code. Reference: Sections 26100, 26104 and 26110, Business and Professions Code.

Decision Rule: Statements of conformity (e.g. Pass/Fail) to specifications are made in this report without taking measurement uncertainty into account. Where statements of conformity are made in this report, the following decision rules are applied: PASS - Results within limits/specifications, FAIL - Results exceed limits/specifications.

References: limit of detection (LOD), limit of quantification (LOQ), not detected (ND), not tested (NT), µg/g = ppm, µg/kg = ppb, too numerous to count >250 cfu/plate (TNTC), colony-forming unit (cfu)


LQC verified by: Annie Schwaiger
Job Title: Laboratory Technician I
Date: 09/15/2025


Approved by: Josh Wurzer
Job Title: Chief Compliance Officer
Date: 09/15/2025



Pesticide Analysis

PESTICIDE TEST RESULTS - 09/14/2025 ✔ PASS

Pesticide and plant growth regulator analysis utilizing high-performance liquid chromatography-mass spectrometry (HPLC-MS) or gas chromatography-mass spectrometry (GC-MS).

*GC-MS utilized where indicated.

Method: QSP 1212 - Analysis of Pesticides and Mycotoxins by LC-MS or QSP 1213 - Analysis of Pesticides by GC-MS

COMPOUND	LOD/LOQ (µg/g)	ACTION LIMIT (µg/g)	MEASUREMENT UNCERTAINTY (µg/g)	RESULT (µg/g)	RESULT
Abamectin	0.03 / 0.10	0.3	N/A	ND	PASS
Acephate	0.02 / 0.07	5	N/A	ND	PASS
Acequinocyl	0.02 / 0.07	4	N/A	ND	PASS
Acetamiprid	0.02 / 0.05	5	N/A	ND	PASS
Aldicarb	0.03 / 0.08	≥ LOD	N/A	ND	PASS
Azoxystrobin	0.02 / 0.07	40	N/A	ND	PASS
Bifenazate	0.01 / 0.04	5	N/A	ND	PASS
Bifenthrin	0.02 / 0.05	0.5	N/A	ND	PASS
Boscalid	0.03 / 0.09	10	N/A	ND	PASS
Captan	0.19 / 0.57	5	N/A	ND	PASS
Carbaryl	0.02 / 0.06	0.5	N/A	ND	PASS
Carbofuran	0.02 / 0.05	≥ LOD	N/A	ND	PASS
Chlorantraniliprole	0.04 / 0.12	40	N/A	ND	PASS
Chlordane*	0.03 / 0.08	≥ LOD	N/A	ND	PASS
Chlorfenapyr*	0.03 / 0.10	≥ LOD	N/A	ND	PASS
Chlorpyrifos	0.02 / 0.06	≥ LOD	N/A	ND	PASS
Clofentezine	0.03 / 0.09	0.5	N/A	ND	PASS
Coumaphos	0.02 / 0.07	≥ LOD	N/A	ND	PASS
Cyfluthrin	0.12 / 0.38	1	N/A	ND	PASS
Cypermethrin	0.11 / 0.32	1	N/A	ND	PASS
Daminozide	0.02 / 0.07	≥ LOD	N/A	ND	PASS
Diazinon	0.02 / 0.05	0.2	N/A	ND	PASS
Dichlorvos (DDVP)	0.03 / 0.09	≥ LOD	N/A	ND	PASS
Dimethoate	0.03 / 0.08	≥ LOD	N/A	ND	PASS
Dimethomorph	0.03 / 0.09	20	N/A	ND	PASS
Ethoprophos	0.03 / 0.10	≥ LOD	N/A	ND	PASS
Etofenprox	0.02 / 0.06	≥ LOD	N/A	ND	PASS
Etoxazole	0.02 / 0.06	1.5	N/A	ND	PASS
Fenhexamid	0.03 / 0.09	10	N/A	ND	PASS
Fenoxycarb	0.03 / 0.08	≥ LOD	N/A	ND	PASS
Fenpyroximate	0.02 / 0.06	2	N/A	ND	PASS
Fipronil	0.03 / 0.08	≥ LOD	N/A	ND	PASS
Flonicamid	0.03 / 0.10	2	N/A	ND	PASS
Fludioxonil	0.03 / 0.10	30	N/A	ND	PASS
Hexythiazox	0.02 / 0.07	2	N/A	ND	PASS
Imazalil	0.02 / 0.06	≥ LOD	N/A	ND	PASS
Imidacloprid	0.04 / 0.11	3	N/A	ND	PASS
Kresoxim-methyl	0.02 / 0.07	1	N/A	ND	PASS
Malathion	0.03 / 0.09	5	N/A	ND	PASS
Metalaxyl	0.02 / 0.07	15	N/A	ND	PASS
Methiocarb	0.02 / 0.07	≥ LOD	N/A	ND	PASS

Continued on next page



Pesticide Analysis *Continued*

PESTICIDE TEST RESULTS - 09/14/2025 *continued* ✔ PASS

COMPOUND	LOD/LOQ (µg/g)	ACTION LIMIT (µg/g)	MEASUREMENT UNCERTAINTY (µg/g)	RESULT (µg/g)	RESULT
Methomyl	0.03 / 0.10	0.1	N/A	ND	PASS
Mevinphos	0.03 / 0.09	≥ LOD	N/A	ND	PASS
Myclobutanil	0.03 / 0.09	9	N/A	ND	PASS
Naled	0.02 / 0.07	0.5	N/A	ND	PASS
Oxamyl	0.04 / 0.11	0.2	N/A	ND	PASS
Paclobutrazol	0.02 / 0.05	≥ LOD	N/A	ND	PASS
Parathion-methyl	0.03 / 0.10	≥ LOD	N/A	ND	PASS
Pentachloronitrobenzene (Quintozene)*	0.03 / 0.09	0.2	N/A	ND	PASS
Permethrin	0.04 / 0.12	20	N/A	ND	PASS
Phosmet	0.03 / 0.10	0.2	N/A	ND	PASS
Piperonyl Butoxide	0.02 / 0.07	8	N/A	ND	PASS
Prallethrin	0.03 / 0.08	0.4	N/A	ND	PASS
Propiconazole	0.02 / 0.07	20	N/A	ND	PASS
Propoxur	0.03 / 0.09	≥ LOD	N/A	ND	PASS
Pyrethrins	0.04 / 0.12	1	N/A	ND	PASS
Pyridaben	0.02 / 0.07	3	N/A	ND	PASS
Spinetoram	0.02 / 0.07	3	N/A	ND	PASS
Spinosad	0.02 / 0.07	3	N/A	ND	PASS
Spiromesifen	0.02 / 0.05	12	N/A	ND	PASS
Spirotetramat	0.02 / 0.06	13	N/A	ND	PASS
Spiroxamine	0.03 / 0.08	≥ LOD	N/A	ND	PASS
Tebuconazole	0.02 / 0.07	2	N/A	ND	PASS
Thiacloprid	0.03 / 0.10	≥ LOD	N/A	ND	PASS
Thiamethoxam	0.03 / 0.10	4.5	N/A	ND	PASS
Trifloxystrobin	0.03 / 0.08	30	N/A	ND	PASS



Residual Solvents Analysis

RESIDUAL SOLVENTS TEST RESULTS - 09/13/2025 ✔ PASS

Residual Solvent analysis utilizing gas chromatography-mass spectrometry (GC-MS).

Method: QSP 1204 - Analysis of Residual Solvents by GC-MS

COMPOUND	LOD/LOQ (µg/g)	ACTION LIMIT (µg/g)	MEASUREMENT UNCERTAINTY (µg/g)	RESULT (µg/g)	RESULT
Propane	10 / 20	5000	N/A	ND	PASS
n-Butane	10 / 50	5000	N/A	ND	PASS
n-Pentane	20 / 50	5000	N/A	ND	PASS
n-Hexane	2 / 5	290	N/A	ND	PASS
n-Heptane	20 / 60	5000	N/A	ND	PASS
Benzene	0.03 / 0.09	1	N/A	ND	PASS
Toluene	7 / 21	890	N/A	ND	PASS
Total Xylenes	50 / 160	2170	N/A	ND	PASS
Methanol	50 / 200	3000	N/A	ND	PASS
Ethanol	20 / 50	5000	±54.9	1899	PASS

Continued on next page



Residual Solvents Analysis
Continued

RESIDUAL SOLVENTS TEST RESULTS - 09/13/2025 *continued* ✔ PASS

COMPOUND	LOD/LOQ (µg/g)	ACTION LIMIT (µg/g)	MEASUREMENT UNCERTAINTY (µg/g)	RESULT (µg/g)	RESULT
2-Propanol (Isopropyl Alcohol)	10 / 40	5000	N/A	ND	PASS
Acetone	20 / 50	5000	N/A	ND	PASS
Ethyl Ether	20 / 50	5000	N/A	ND	PASS
Ethylene Oxide	0.3 / 0.8	1	N/A	ND	PASS
Ethyl Acetate	20 / 60	5000	N/A	ND	PASS
Chloroform	0.1 / 0.2	1	N/A	ND	PASS
Dichloromethane (Methylene Chloride)	0.3 / 0.9	1	N/A	ND	PASS
Trichloroethylene	0.1 / 0.3	1	N/A	ND	PASS
1,2-Dichloroethane	0.05 / 0.1	1	N/A	ND	PASS
Acetonitrile	2 / 7	410	N/A	ND	PASS

Heavy Metals Analysis

Heavy metal analysis utilizing inductively coupled plasma-mass spectrometry (ICP-MS).

Method: QSP 1160 - Analysis of Heavy Metals by ICP-MS

HEAVY METALS TEST RESULTS - 09/13/2025 ✔ PASS

COMPOUND	LOD/LOQ (µg/g)	ACTION LIMIT (µg/g)	MEASUREMENT UNCERTAINTY (µg/g)	RESULT (µg/g)	RESULT
Arsenic	0.02 / 0.1	1.5	N/A	ND	PASS
Cadmium	0.02 / 0.05	0.5	N/A	ND	PASS
Lead	0.04 / 0.1	0.5	N/A	ND	PASS
Mercury	0.002 / 0.01	3	N/A	ND	PASS

Microbiology Analysis
 PCR AND PLATING

Analysis conducted by polymerase chain reaction (PCR) and fluorescence detection of microbiological contaminants.

Method: QSP 1221 - Analysis of Microbiological Contaminants

MICROBIOLOGY TEST RESULTS (PCR) - 09/15/2025 ✔ PASS

COMPOUND	ACTION LIMIT	RESULT	RESULT
<i>Salmonella</i> spp.	Not Detected in 1g	ND	PASS
Shiga toxin-producing <i>Escherichia coli</i>	Not Detected in 1g	ND	PASS

Analysis conducted by 3M™ Petrifilm™ and plate counts of microbiological contaminants.

Method: QSP 6794 - Plating with 3M™ Petrifilm™

MICROBIOLOGY TEST RESULTS (PLATING) - 09/15/2025 **ND**

COMPOUND	RESULT (cfu/g)
Coliforms	ND
Total Aerobic Bacteria	ND
Total Yeast and Mold	ND