

SAMPLE DETAILS
SAMPLE NAME: 100mg Tropical Broad Spectrum

Infused, Solid Edible

CULTIVATOR / MANUFACTURER
Business Name:
License Number:
Address:
DISTRIBUTOR / TESTED FOR
Business Name: cbdMD

License Number:
Address:

SAMPLE DETAIL
Batch Number: 91615-T

Sample ID: 250124L053

Date Collected: 01/24/2025

Date Received: 01/24/2025

Batch Size:
Sample Size: 1.0 units

Unit Mass: 3.375 grams per Unit

Serving Size:


Scan QR code to verify authenticity of results.

CANNABINOID ANALYSIS - SUMMARY
Total THC: **Not Detected**
Total CBD: **99.563 mg/unit**
Sum of Cannabinoids: **102.998 mg/unit**
Total Cannabinoids: **102.998 mg/unit**

Total THC/CBD is calculated using the following formulas to take into account the loss of a carboxyl group during the decarboxylation step:

$$\text{Total THC} = \Delta^9\text{-THC} + (\text{THCa} \cdot 0.877)$$

$$\text{Total CBD} = \text{CBD} + (\text{CBDa} \cdot 0.877)$$

$$\text{Sum of Cannabinoids} = \Delta^9\text{-THC} + \text{THCa} + \text{CBD} + \text{CBDa} + \text{CBG} + \text{CBGa} +$$

$$\text{THCV} + \text{THCVa} + \text{CBC} + \text{CBCa} + \text{CBDV} + \text{CBDVa} + \Delta^8\text{-THC} + \text{CBL} + \text{CBN}$$

$$\text{Total Cannabinoids} = (\Delta^9\text{-THC} + 0.877 \cdot \text{THCa}) + (\text{CBD} + 0.877 \cdot \text{CBDa}) +$$

$$(\text{CBG} + 0.877 \cdot \text{CBGa}) + (\text{THCV} + 0.877 \cdot \text{THCVa}) + (\text{CBC} + 0.877 \cdot \text{CBCa}) +$$

$$(\text{CBDV} + 0.877 \cdot \text{CBDVa}) + \Delta^8\text{-THC} + \text{CBL} + \text{CBN}$$
SAFETY ANALYSIS - SUMMARY
 Δ^9 -THC per Unit: **✓PASS**

 Pesticides: **✓PASS**

 Mycotoxins: **✓PASS**

 Residual Solvents: **✓PASS**

 Heavy Metals: **✓PASS**

 Foreign Material: **✓PASS**

 Water Activity: **✓PASS**

For quality assurance purposes. Not a Regulatory Hemp Lab Test Report. These results relate only to the sample included on this report. This report shall not be reproduced, except in full, without written approval of the laboratory.

Sample Certification: California Code of Regulations Title 4 Division 19. Department of Cannabis Control Business and Professions Code. Reference: Sections 26100, 26104 and 26110, Business and Professions Code.

Decision Rule: Statements of conformity (e.g. Pass/Fail) to specifications are made in this report without taking measurement uncertainty into account. Where statements of conformity are made in this report, the following decision rules are applied: PASS - Results within limits/specifications, FAIL - Results exceed limits/specifications.

References: limit of detection (LOD), limit of quantification (LOQ), not detected (ND), not tested (NT), $\mu\text{g/g} = \text{ppm}$, $\mu\text{g/kg} = \text{ppb}$



 LQC verified by: Michael Pham
 Job Title: Senior Laboratory Analyst
 Date: 01/29/2025



 Approved by: Josh Wurzer
 Job Title: Chief Compliance Officer
 Date: 01/29/2025

Amendment to Certificate of Analysis 250124L053-001



Cannabinoid Analysis

Tested by high-performance liquid chromatography with diode-array detection (HPLC-DAD).

Method: QSP 1157 - Analysis of Cannabinoids by HPLC-DAD

TOTAL THC: **Not Detected**

Total THC (Δ^9 -THC+0.877*THCa)

TOTAL CBD: **99.563 mg/unit**

Total CBD (CBD+0.877*CBDA)

TOTAL CANNABINOIDS: **102.998 mg/unit**

Total Cannabinoids (Total THC) + (Total CBD) + (Total CBG) + (Total THCV) + (Total CBC) + (Total CBDV) + Δ^8 -THC + CBL + CBN

TOTAL CBG: **1.546 mg/unit**

Total CBG (CBG+0.877*CBGa)

TOTAL THCV: **ND**

Total THCV (THCV+0.877*THCVa)

TOTAL CBC: **ND**

Total CBC (CBC+0.877*CBCa)

TOTAL CBDV: **0.297 mg/unit**

Total CBDV (CBDV+0.877* CBDVa)

CANNABINOID TEST RESULTS - 01/25/2025

| COMPOUND | LOD/LOQ (mg/g) | MEASUREMENT UNCERTAINTY (mg/g) | RESULT (mg/g) | RESULT (%) |
|----------------------------|----------------|--------------------------------|--------------------|----------------|
| CBD | 0.004 / 0.011 | ±1.1004 | 29.500 | 2.9500 |
| CBN | 0.001 / 0.007 | ±0.0135 | 0.472 | 0.0472 |
| CBG | 0.002 / 0.006 | ±0.0222 | 0.458 | 0.0458 |
| CBDV | 0.002 / 0.012 | ±0.0036 | 0.088 | 0.0088 |
| Δ^9 -THC | 0.002 / 0.014 | N/A | ND | ND |
| Δ^8 -THC | 0.01 / 0.02 | N/A | ND | ND |
| THCa | 0.001 / 0.005 | N/A | ND | ND |
| THCV | 0.002 / 0.012 | N/A | ND | ND |
| THCVa | 0.002 / 0.019 | N/A | ND | ND |
| CBDA | 0.001 / 0.026 | N/A | ND | ND |
| CBDVa | 0.001 / 0.018 | N/A | ND | ND |
| CBGa | 0.002 / 0.007 | N/A | ND | ND |
| CBL | 0.003 / 0.010 | N/A | ND | ND |
| CBC | 0.003 / 0.010 | N/A | ND | ND |
| CBCa | 0.001 / 0.015 | N/A | ND | ND |
| SUM OF CANNABINOIDS | | | 30.518 mg/g | 3.0518% |

Unit Mass: 3.375 grams per Unit

| Parameter | Limit | Result | Status |
|------------------------------|-----------------------|-----------------|--------|
| Δ^9 -THC per Unit | 110 per-package limit | ND | PASS |
| Total THC per Unit | | ND | |
| CBD per Unit | | 99.563 mg/unit | |
| Total CBD per Unit | | 99.563 mg/unit | |
| Sum of Cannabinoids per Unit | | 102.998 mg/unit | |
| Total Cannabinoids per Unit | | 102.998 mg/unit | |

Pesticide Analysis

Pesticide and plant growth regulator analysis utilizing high-performance liquid chromatography-mass spectrometry (HPLC-MS) or gas chromatography-mass spectrometry (GC-MS).

*GC-MS utilized where indicated.

Method: QSP 1212 - Analysis of Pesticides and Mycotoxins by LC-MS or QSP 1213 - Analysis of Pesticides by GC-MS


PESTICIDE TEST RESULTS - 01/28/2025 **PASS**

| COMPOUND | LOD/LOQ (µg/g) | ACTION LIMIT (µg/g) | MEASUREMENT UNCERTAINTY (µg/g) | RESULT (µg/g) | RESULT |
|--------------|----------------|---------------------|--------------------------------|---------------|--------|
| Abamectin | 0.03 / 0.10 | 0.3 | N/A | ND | PASS |
| Acephate | 0.02 / 0.07 | 5 | N/A | ND | PASS |
| Acequinocyl | 0.02 / 0.07 | 4 | N/A | ND | PASS |
| Acetamiprid | 0.02 / 0.05 | 5 | N/A | ND | PASS |
| Aldicarb | 0.03 / 0.08 | ≥ LOD | N/A | ND | PASS |
| Azoxystrobin | 0.02 / 0.07 | 40 | N/A | ND | PASS |
| Bifenazate | 0.01 / 0.04 | 5 | N/A | ND | PASS |
| Bifenthrin | 0.02 / 0.05 | 0.5 | N/A | ND | PASS |
| Boscalid | 0.03 / 0.09 | 10 | N/A | ND | PASS |
| Captan | 0.19 / 0.57 | 5 | N/A | ND | PASS |
| Carbaryl | 0.02 / 0.06 | 0.5 | N/A | ND | PASS |

Continued on next page



Pesticide Analysis *Continued*

PESTICIDE TEST RESULTS - 01/28/2025 *continued*  **PASS**

| COMPOUND | LOD/LOQ (µg/g) | ACTION LIMIT (µg/g) | MEASUREMENT UNCERTAINTY (µg/g) | RESULT (µg/g) | RESULT |
|---------------------------------------|----------------|---------------------|--------------------------------|---------------|--------|
| Carbofuran | 0.02 / 0.05 | ≥ LOD | N/A | ND | PASS |
| Chlorantraniliprole | 0.04 / 0.12 | 40 | N/A | ND | PASS |
| Chlordane* | 0.03 / 0.08 | ≥ LOD | N/A | ND | PASS |
| Chlorfenapyr* | 0.03 / 0.10 | ≥ LOD | N/A | ND | PASS |
| Chlorpyrifos | 0.02 / 0.06 | ≥ LOD | N/A | ND | PASS |
| Clofentezine | 0.03 / 0.09 | 0.5 | N/A | ND | PASS |
| Coumaphos | 0.02 / 0.07 | ≥ LOD | N/A | ND | PASS |
| Cyfluthrin | 0.12 / 0.38 | 1 | N/A | ND | PASS |
| Cypermethrin | 0.11 / 0.32 | 1 | N/A | ND | PASS |
| Daminozide | 0.02 / 0.07 | ≥ LOD | N/A | ND | PASS |
| Diazinon | 0.02 / 0.05 | 0.2 | N/A | ND | PASS |
| Dichlorvos (DDVP) | 0.03 / 0.09 | ≥ LOD | N/A | ND | PASS |
| Dimethoate | 0.03 / 0.08 | ≥ LOD | N/A | ND | PASS |
| Dimethomorph | 0.03 / 0.09 | 20 | N/A | ND | PASS |
| Ethoprophos | 0.03 / 0.10 | ≥ LOD | N/A | ND | PASS |
| Etofenprox | 0.02 / 0.06 | ≥ LOD | N/A | ND | PASS |
| Etoxazole | 0.02 / 0.06 | 1.5 | N/A | ND | PASS |
| Fenhexamid | 0.03 / 0.09 | 10 | N/A | ND | PASS |
| Fenoxycarb | 0.03 / 0.08 | ≥ LOD | N/A | ND | PASS |
| Fenpyroximate | 0.02 / 0.06 | 2 | N/A | ND | PASS |
| Fipronil | 0.03 / 0.08 | ≥ LOD | N/A | ND | PASS |
| Flonicamid | 0.03 / 0.10 | 2 | N/A | ND | PASS |
| Fludioxonil | 0.03 / 0.10 | 30 | N/A | ND | PASS |
| Hexythiazox | 0.02 / 0.07 | 2 | N/A | ND | PASS |
| Imazalil | 0.02 / 0.06 | ≥ LOD | N/A | ND | PASS |
| Imidacloprid | 0.04 / 0.11 | 3 | N/A | ND | PASS |
| Kresoxim-methyl | 0.02 / 0.07 | 1 | N/A | ND | PASS |
| Malathion | 0.03 / 0.09 | 5 | N/A | ND | PASS |
| Metalaxyl | 0.02 / 0.07 | 15 | N/A | ND | PASS |
| Methiocarb | 0.02 / 0.07 | ≥ LOD | N/A | ND | PASS |
| Methomyl | 0.03 / 0.10 | 0.1 | N/A | ND | PASS |
| Mevinphos | 0.03 / 0.09 | ≥ LOD | N/A | ND | PASS |
| Myclobutanil | 0.03 / 0.09 | 9 | N/A | ND | PASS |
| Naled | 0.02 / 0.07 | 0.5 | N/A | ND | PASS |
| Oxamyl | 0.04 / 0.11 | 0.2 | N/A | ND | PASS |
| Paclobutrazol | 0.02 / 0.05 | ≥ LOD | N/A | ND | PASS |
| Parathion-methyl | 0.03 / 0.10 | ≥ LOD | N/A | ND | PASS |
| Pentachloronitrobenzene (Quintozene)* | 0.03 / 0.09 | 0.2 | N/A | ND | PASS |
| Permethrin | 0.04 / 0.12 | 20 | N/A | ND | PASS |
| Phosmet | 0.03 / 0.10 | 0.2 | N/A | ND | PASS |
| Piperonyl Butoxide | 0.02 / 0.07 | 8 | N/A | ND | PASS |

Continued on next page



Pesticide Analysis *Continued*

PESTICIDE TEST RESULTS - 01/28/2025 *continued* ✔ PASS

| COMPOUND | LOD/LOQ (µg/g) | ACTION LIMIT (µg/g) | MEASUREMENT UNCERTAINTY (µg/g) | RESULT (µg/g) | RESULT |
|-----------------|----------------|---------------------|--------------------------------|---------------|--------|
| Prallethrin | 0.03 / 0.08 | 0.4 | N/A | ND | PASS |
| Propiconazole | 0.02 / 0.07 | 20 | N/A | ND | PASS |
| Propoxur | 0.03 / 0.09 | ≥ LOD | N/A | ND | PASS |
| Pyrethrins | 0.04 / 0.12 | 1 | N/A | ND | PASS |
| Pyridaben | 0.02 / 0.07 | 3 | N/A | ND | PASS |
| Spinetoram | 0.02 / 0.07 | 3 | N/A | ND | PASS |
| Spinosad | 0.02 / 0.07 | 3 | N/A | ND | PASS |
| Spiromesifen | 0.02 / 0.05 | 12 | N/A | ND | PASS |
| Spirotetramat | 0.02 / 0.06 | 13 | N/A | ND | PASS |
| Spiroxamine | 0.03 / 0.08 | ≥ LOD | N/A | ND | PASS |
| Tebuconazole | 0.02 / 0.07 | 2 | N/A | ND | PASS |
| Thiacloprid | 0.03 / 0.10 | ≥ LOD | N/A | ND | PASS |
| Thiamethoxam | 0.03 / 0.10 | 4.5 | N/A | ND | PASS |
| Trifloxystrobin | 0.03 / 0.08 | 30 | N/A | ND | PASS |



Mycotoxin Analysis

MYCOTOXIN TEST RESULTS - 01/28/2025 ✔ PASS

Mycotoxin analysis utilizing high-performance liquid chromatography-mass spectrometry (HPLC-MS).

Method: QSP 1212 - Analysis of Pesticides and Mycotoxins by LC-MS

| COMPOUND | LOD/LOQ (µg/kg) | ACTION LIMIT (µg/kg) | MEASUREMENT UNCERTAINTY (µg/kg) | RESULT (µg/kg) | RESULT |
|-----------------|-----------------|----------------------|---------------------------------|----------------|--------|
| Aflatoxin B1 | 2.0 / 6.0 | | N/A | ND | |
| Aflatoxin B2 | 1.8 / 5.6 | | N/A | ND | |
| Aflatoxin G1 | 1.0 / 3.1 | | N/A | ND | |
| Aflatoxin G2 | 1.2 / 3.5 | | N/A | ND | |
| Ochratoxin A | 6.3 / 19.2 | 20 | N/A | ND | PASS |
| Total Aflatoxin | | 20 | | ND | PASS |



Residual Solvents Analysis

RESIDUAL SOLVENTS TEST RESULTS - 01/29/2025 ✔ PASS

Residual Solvent analysis utilizing gas chromatography-mass spectrometry (GC-MS).

Method: QSP 1204 - Analysis of Residual Solvents by GC-MS

| COMPOUND | LOD/LOQ (µg/g) | ACTION LIMIT (µg/g) | MEASUREMENT UNCERTAINTY (µg/g) | RESULT (µg/g) | RESULT |
|---------------|----------------|---------------------|--------------------------------|---------------|--------|
| Propane | 10 / 20 | 5000 | N/A | ND | PASS |
| n-Butane | 10 / 50 | 5000 | N/A | ND | PASS |
| n-Pentane | 20 / 50 | 5000 | N/A | ND | PASS |
| n-Hexane | 2 / 5 | 290 | N/A | ND | PASS |
| n-Heptane | 20 / 60 | 5000 | N/A | ND | PASS |
| Benzene | 0.03 / 0.09 | 1 | N/A | ND | PASS |
| Toluene | 7 / 21 | 890 | N/A | ND | PASS |
| Total Xylenes | 50 / 160 | 2170 | N/A | ND | PASS |
| Methanol | 50 / 200 | 3000 | N/A | ND | PASS |
| Ethanol | 20 / 50 | 5000 | N/A | ND | PASS |

Continued on next page




Residual Solvents Analysis

Continued

RESIDUAL SOLVENTS TEST RESULTS - 01/29/2025 *continued* ✔ PASS

| COMPOUND | LOD/LOQ (µg/g) | ACTION LIMIT (µg/g) | MEASUREMENT UNCERTAINTY (µg/g) | RESULT (µg/g) | RESULT |
|--------------------------------------|----------------|---------------------|--------------------------------|---------------|--------|
| 2-Propanol (Isopropyl Alcohol) | 10 / 40 | 5000 | N/A | ND | PASS |
| Acetone | 20 / 50 | 5000 | N/A | ND | PASS |
| Ethyl Ether | 20 / 50 | 5000 | N/A | ND | PASS |
| Ethylene Oxide | 0.3 / 0.8 | 1 | N/A | ND | PASS |
| Ethyl Acetate | 20 / 60 | 5000 | N/A | ND | PASS |
| Chloroform | 0.1 / 0.2 | 1 | N/A | ND | PASS |
| Dichloromethane (Methylene Chloride) | 0.3 / 0.9 | 1 | N/A | ND | PASS |
| Trichloroethylene | 0.1 / 0.3 | 1 | N/A | ND | PASS |
| 1,2-Dichloroethane | 0.05 / 0.1 | 1 | N/A | ND | PASS |
| Acetonitrile | 2 / 7 | 410 | N/A | ND | PASS |



Heavy Metals Analysis

Heavy metal analysis utilizing inductively coupled plasma-mass spectrometry (ICP-MS).

Method: QSP 1160 - Analysis of Heavy Metals by ICP-MS

HEAVY METALS TEST RESULTS - 01/29/2025 ✔ PASS

| COMPOUND | LOD/LOQ (µg/g) | ACTION LIMIT (µg/g) | MEASUREMENT UNCERTAINTY (µg/g) | RESULT (µg/g) | RESULT |
|----------|----------------|---------------------|--------------------------------|---------------|--------|
| Arsenic | 0.02 / 0.1 | 1.5 | N/A | ND | PASS |
| Cadmium | 0.02 / 0.05 | 0.5 | N/A | ND | PASS |
| Lead | 0.04 / 0.1 | 0.5 | N/A | ND | PASS |
| Mercury | 0.002 / 0.01 | 3 | N/A | ND | PASS |



Foreign Material Analysis

Visual analysis includes, but is not limited to, sand, soil, cinders, dirt, mold, hair, insect fragments, and mammalian excreta.

Method: QSP 1226 - Analysis of Foreign Material in Cannabis and Cannabis Products

FOREIGN MATERIAL TEST RESULTS - 01/28/2025 ✔ PASS

| COMPOUND | ACTION LIMIT | RESULT | RESULT |
|-----------------------------------------------------------|-----------------|--------|--------|
| Hair Count | > 1 per 3 grams | 0.0 | PASS |
| Insect Fragment Count | > 1 per 3 grams | 0.0 | PASS |
| Mammalian Excreta Count | > 1 per 3 grams | 0.0 | PASS |
| Total Sample Area Covered by an Imbedded Foreign Material | >25% | None | PASS |
| Total Sample Area Covered by Mold | >25% | None | PASS |
| Total Sample Area Covered by Sand, Soil, Cinders, or Dirt | >25% | None | PASS |



Water Activity Analysis

WATER ACTIVITY TEST RESULTS - 01/29/2025 ✔ PASS

Method: QSP 1227 - Analysis of Water Activity in Cannabis and Cannabis Products

| COMPOUND | LOD/LOQ (Aw) | ACTION LIMIT (Aw) | MEASUREMENT UNCERTAINTY (Aw) | RESULT (Aw) | RESULT |
|----------------|--------------|-------------------|------------------------------|-------------|--------|
| Water Activity | 0.030 / 0.15 | 0.85 | ±0.035 | 0.72 | PASS |

NOTES

Reason for Amendment: Add/Remove Test(s)

SAMPLE DETAILS
SAMPLE NAME: 100mg Citrus Broad Spectrum

Infused, Solid Edible

CULTIVATOR / MANUFACTURER
Business Name:
License Number:
Address:
DISTRIBUTOR / TESTED FOR
Business Name: cbdMD

License Number:
Address:

SAMPLE DETAIL
Batch Number: 91615-C

Sample ID: 250124L051

Date Collected: 01/24/2025

Date Received: 01/24/2025

Batch Size:
Sample Size: 1.0 units

Unit Mass: 3.27 grams per Unit

Serving Size:


Scan QR code to verify authenticity of results.

CANNABINOID ANALYSIS - SUMMARY
Total THC: **Not Detected**
Total CBD: **95.955 mg/unit**
Sum of Cannabinoids: **99.012 mg/unit**
Total Cannabinoids: **99.012 mg/unit**

Total THC/CBD is calculated using the following formulas to take into account the loss of a carboxyl group during the decarboxylation step:

$$\text{Total THC} = \Delta^9\text{-THC} + (\text{THCa} \cdot 0.877)$$

$$\text{Total CBD} = \text{CBD} + (\text{CBDa} \cdot 0.877)$$

$$\text{Sum of Cannabinoids} = \Delta^9\text{-THC} + \text{THCa} + \text{CBD} + \text{CBDa} + \text{CBG} + \text{CBGa} +$$

$$\text{THCV} + \text{THCVa} + \text{CBC} + \text{CBCa} + \text{CBDV} + \text{CBDVa} + \Delta^8\text{-THC} + \text{CBL} + \text{CBN}$$

$$\text{Total Cannabinoids} = (\Delta^9\text{-THC} + 0.877 \cdot \text{THCa}) + (\text{CBD} + 0.877 \cdot \text{CBDa}) +$$

$$(\text{CBG} + 0.877 \cdot \text{CBGa}) + (\text{THCV} + 0.877 \cdot \text{THCVa}) + (\text{CBC} + 0.877 \cdot \text{CBCa}) +$$

$$(\text{CBDV} + 0.877 \cdot \text{CBDVa}) + \Delta^8\text{-THC} + \text{CBL} + \text{CBN}$$
SAFETY ANALYSIS - SUMMARY
 Δ^9 -THC per Unit: **✓PASS**

 Pesticides: **✓PASS**

 Mycotoxins: **✓PASS**

 Residual Solvents: **✓PASS**

 Heavy Metals: **✓PASS**

 Foreign Material: **✓PASS**

 Water Activity: **✓PASS**

For quality assurance purposes. Not a Regulatory Hemp Lab Test Report. These results relate only to the sample included on this report. This report shall not be reproduced, except in full, without written approval of the laboratory.

Sample Certification: California Code of Regulations Title 4 Division 19. Department of Cannabis Control Business and Professions Code. Reference: Sections 26100, 26104 and 26110, Business and Professions Code.

Decision Rule: Statements of conformity (e.g. Pass/Fail) to specifications are made in this report without taking measurement uncertainty into account. Where statements of conformity are made in this report, the following decision rules are applied: PASS - Results within limits/specifications, FAIL - Results exceed limits/specifications.

References: limit of detection (LOD), limit of quantification (LOQ), not detected (ND), not tested (NT), $\mu\text{g/g} = \text{ppm}$, $\mu\text{g/kg} = \text{ppb}$



LQC verified by: Michael Pham
 Job Title: Senior Laboratory Analyst
 Date: 01/29/2025



Approved by: Josh Wurzer
 Job Title: Chief Compliance Officer
 Date: 01/29/2025

Amendment to Certificate of Analysis 250124L051-001



Cannabinoid Analysis

Tested by high-performance liquid chromatography with diode-array detection (HPLC-DAD).

Method: QSP 1157 - Analysis of Cannabinoids by HPLC-DAD

TOTAL THC: **Not Detected**

Total THC (Δ^9 -THC+0.877*THCa)

TOTAL CBD: **95.955 mg/unit**

Total CBD (CBD+0.877*CBDA)

TOTAL CANNABINOIDS: **99.012 mg/unit**

Total Cannabinoids (Total THC) + (Total CBD) + (Total CBG) + (Total THCV) + (Total CBC) + (Total CBDV) + Δ^8 -THC + CBL + CBN

TOTAL CBG: **1.324 mg/unit**

Total CBG (CBG+0.877*CBGa)

TOTAL THCV: **ND**

Total THCV (THCV+0.877*THCVa)

TOTAL CBC: **ND**

Total CBC (CBC+0.877*CBCa)

TOTAL CBDV: **0.275 mg/unit**

Total CBDV (CBDV+0.877*CBDVa)

CANNABINOID TEST RESULTS - 01/25/2025

| COMPOUND | LOD/LOQ (mg/g) | MEASUREMENT UNCERTAINTY (mg/g) | RESULT (mg/g) | RESULT (%) |
|----------------------------|----------------|--------------------------------|--------------------|----------------|
| CBD | 0.004 / 0.011 | ±1.0945 | 29.344 | 2.9344 |
| CBN | 0.001 / 0.007 | ±0.0128 | 0.446 | 0.0446 |
| CBG | 0.002 / 0.006 | ±0.0196 | 0.405 | 0.0405 |
| CBDV | 0.002 / 0.012 | ±0.0034 | 0.084 | 0.0084 |
| Δ^9 -THC | 0.002 / 0.014 | N/A | ND | ND |
| Δ^8 -THC | 0.01 / 0.02 | N/A | ND | ND |
| THCa | 0.001 / 0.005 | N/A | ND | ND |
| THCV | 0.002 / 0.012 | N/A | ND | ND |
| THCVa | 0.002 / 0.019 | N/A | ND | ND |
| CBDA | 0.001 / 0.026 | N/A | ND | ND |
| CBDVa | 0.001 / 0.018 | N/A | ND | ND |
| CBGa | 0.002 / 0.007 | N/A | ND | ND |
| CBL | 0.003 / 0.010 | N/A | ND | ND |
| CBC | 0.003 / 0.010 | N/A | ND | ND |
| CBCa | 0.001 / 0.015 | N/A | ND | ND |
| SUM OF CANNABINOIDS | | | 30.279 mg/g | 3.0279% |

Unit Mass: 3.27 grams per Unit

| Parameter | Limit | Result | Status |
|------------------------------|-----------------------|----------------|--------|
| Δ^9 -THC per Unit | 110 per-package limit | ND | PASS |
| Total THC per Unit | | ND | |
| CBD per Unit | | 95.955 mg/unit | |
| Total CBD per Unit | | 95.955 mg/unit | |
| Sum of Cannabinoids per Unit | | 99.012 mg/unit | |
| Total Cannabinoids per Unit | | 99.012 mg/unit | |

Pesticide Analysis

Pesticide and plant growth regulator analysis utilizing high-performance liquid chromatography-mass spectrometry (HPLC-MS) or gas chromatography-mass spectrometry (GC-MS).

*GC-MS utilized where indicated.

Method: QSP 1212 - Analysis of Pesticides and Mycotoxins by LC-MS or QSP 1213 - Analysis of Pesticides by GC-MS

PESTICIDE TEST RESULTS - 01/28/2025 ✔ PASS

| COMPOUND | LOD/LOQ (µg/g) | ACTION LIMIT (µg/g) | MEASUREMENT UNCERTAINTY (µg/g) | RESULT (µg/g) | RESULT |
|--------------|----------------|---------------------|--------------------------------|---------------|--------|
| Abamectin | 0.03 / 0.10 | 0.3 | N/A | ND | PASS |
| Acephate | 0.02 / 0.07 | 5 | N/A | ND | PASS |
| Acequinocyl | 0.02 / 0.07 | 4 | N/A | ND | PASS |
| Acetamiprid | 0.02 / 0.05 | 5 | N/A | ND | PASS |
| Aldicarb | 0.03 / 0.08 | ≥ LOD | N/A | ND | PASS |
| Azoxystrobin | 0.02 / 0.07 | 40 | N/A | ND | PASS |
| Bifenazate | 0.01 / 0.04 | 5 | N/A | ND | PASS |
| Bifenthrin | 0.02 / 0.05 | 0.5 | N/A | ND | PASS |
| Boscalid | 0.03 / 0.09 | 10 | N/A | ND | PASS |
| Captan | 0.19 / 0.57 | 5 | N/A | ND | PASS |
| Carbaryl | 0.02 / 0.06 | 0.5 | N/A | ND | PASS |

Continued on next page



Pesticide Analysis *Continued*

PESTICIDE TEST RESULTS - 01/28/2025 *continued* ✔ **PASS**

| COMPOUND | LOD/LOQ (µg/g) | ACTION LIMIT (µg/g) | MEASUREMENT UNCERTAINTY (µg/g) | RESULT (µg/g) | RESULT |
|---------------------------------------|----------------|---------------------|--------------------------------|---------------|--------|
| Carbofuran | 0.02 / 0.05 | ≥ LOD | N/A | ND | PASS |
| Chlorantraniliprole | 0.04 / 0.12 | 40 | N/A | ND | PASS |
| Chlordane* | 0.03 / 0.08 | ≥ LOD | N/A | ND | PASS |
| Chlorfenapyr* | 0.03 / 0.10 | ≥ LOD | N/A | ND | PASS |
| Chlorpyrifos | 0.02 / 0.06 | ≥ LOD | N/A | ND | PASS |
| Clofentezine | 0.03 / 0.09 | 0.5 | N/A | ND | PASS |
| Coumaphos | 0.02 / 0.07 | ≥ LOD | N/A | ND | PASS |
| Cyfluthrin | 0.12 / 0.38 | 1 | N/A | ND | PASS |
| Cypermethrin | 0.11 / 0.32 | 1 | N/A | ND | PASS |
| Daminozide | 0.02 / 0.07 | ≥ LOD | N/A | ND | PASS |
| Diazinon | 0.02 / 0.05 | 0.2 | N/A | ND | PASS |
| Dichlorvos (DDVP) | 0.03 / 0.09 | ≥ LOD | N/A | ND | PASS |
| Dimethoate | 0.03 / 0.08 | ≥ LOD | N/A | ND | PASS |
| Dimethomorph | 0.03 / 0.09 | 20 | N/A | ND | PASS |
| Ethoprophos | 0.03 / 0.10 | ≥ LOD | N/A | ND | PASS |
| Etofenprox | 0.02 / 0.06 | ≥ LOD | N/A | ND | PASS |
| Etoxazole | 0.02 / 0.06 | 1.5 | N/A | ND | PASS |
| Fenhexamid | 0.03 / 0.09 | 10 | N/A | ND | PASS |
| Fenoxycarb | 0.03 / 0.08 | ≥ LOD | N/A | ND | PASS |
| Fenpyroximate | 0.02 / 0.06 | 2 | N/A | ND | PASS |
| Fipronil | 0.03 / 0.08 | ≥ LOD | N/A | ND | PASS |
| Flonicamid | 0.03 / 0.10 | 2 | N/A | ND | PASS |
| Fludioxonil | 0.03 / 0.10 | 30 | N/A | ND | PASS |
| Hexythiazox | 0.02 / 0.07 | 2 | N/A | ND | PASS |
| Imazalil | 0.02 / 0.06 | ≥ LOD | N/A | ND | PASS |
| Imidacloprid | 0.04 / 0.11 | 3 | N/A | ND | PASS |
| Kresoxim-methyl | 0.02 / 0.07 | 1 | N/A | ND | PASS |
| Malathion | 0.03 / 0.09 | 5 | N/A | ND | PASS |
| Metalaxyl | 0.02 / 0.07 | 15 | N/A | ND | PASS |
| Methiocarb | 0.02 / 0.07 | ≥ LOD | N/A | ND | PASS |
| Methomyl | 0.03 / 0.10 | 0.1 | N/A | ND | PASS |
| Mevinphos | 0.03 / 0.09 | ≥ LOD | N/A | ND | PASS |
| Myclobutanil | 0.03 / 0.09 | 9 | N/A | ND | PASS |
| Naled | 0.02 / 0.07 | 0.5 | N/A | ND | PASS |
| Oxamyl | 0.04 / 0.11 | 0.2 | N/A | ND | PASS |
| Paclobutrazol | 0.02 / 0.05 | ≥ LOD | N/A | ND | PASS |
| Parathion-methyl | 0.03 / 0.10 | ≥ LOD | N/A | ND | PASS |
| Pentachloronitrobenzene (Quintozene)* | 0.03 / 0.09 | 0.2 | N/A | ND | PASS |
| Permethrin | 0.04 / 0.12 | 20 | N/A | ND | PASS |
| Phosmet | 0.03 / 0.10 | 0.2 | N/A | ND | PASS |
| Piperonyl Butoxide | 0.02 / 0.07 | 8 | N/A | ND | PASS |

Continued on next page



Pesticide Analysis *Continued*

PESTICIDE TEST RESULTS - 01/28/2025 *continued* ✔ PASS

| COMPOUND | LOD/LOQ (µg/g) | ACTION LIMIT (µg/g) | MEASUREMENT UNCERTAINTY (µg/g) | RESULT (µg/g) | RESULT |
|-----------------|----------------|---------------------|--------------------------------|---------------|--------|
| Prallethrin | 0.03 / 0.08 | 0.4 | N/A | ND | PASS |
| Propiconazole | 0.02 / 0.07 | 20 | N/A | ND | PASS |
| Propoxur | 0.03 / 0.09 | ≥ LOD | N/A | ND | PASS |
| Pyrethrins | 0.04 / 0.12 | 1 | N/A | ND | PASS |
| Pyridaben | 0.02 / 0.07 | 3 | N/A | ND | PASS |
| Spinetoram | 0.02 / 0.07 | 3 | N/A | ND | PASS |
| Spinosad | 0.02 / 0.07 | 3 | N/A | ND | PASS |
| Spiromesifen | 0.02 / 0.05 | 12 | N/A | ND | PASS |
| Spirotetramat | 0.02 / 0.06 | 13 | N/A | ND | PASS |
| Spiroxamine | 0.03 / 0.08 | ≥ LOD | N/A | ND | PASS |
| Tebuconazole | 0.02 / 0.07 | 2 | N/A | ND | PASS |
| Thiacloprid | 0.03 / 0.10 | ≥ LOD | N/A | ND | PASS |
| Thiamethoxam | 0.03 / 0.10 | 4.5 | N/A | ND | PASS |
| Trifloxystrobin | 0.03 / 0.08 | 30 | N/A | ND | PASS |



Mycotoxin Analysis

MYCOTOXIN TEST RESULTS - 01/28/2025 ✔ PASS

Mycotoxin analysis utilizing high-performance liquid chromatography-mass spectrometry (HPLC-MS).

Method: QSP 1212 - Analysis of Pesticides and Mycotoxins by LC-MS

| COMPOUND | LOD/LOQ (µg/kg) | ACTION LIMIT (µg/kg) | MEASUREMENT UNCERTAINTY (µg/kg) | RESULT (µg/kg) | RESULT |
|-----------------|-----------------|----------------------|---------------------------------|----------------|--------|
| Aflatoxin B1 | 2.0 / 6.0 | | N/A | ND | |
| Aflatoxin B2 | 1.8 / 5.6 | | N/A | ND | |
| Aflatoxin G1 | 1.0 / 3.1 | | N/A | ND | |
| Aflatoxin G2 | 1.2 / 3.5 | | N/A | ND | |
| Ochratoxin A | 6.3 / 19.2 | 20 | N/A | ND | PASS |
| Total Aflatoxin | | 20 | | ND | PASS |



Residual Solvents Analysis

RESIDUAL SOLVENTS TEST RESULTS - 01/29/2025 ✔ PASS

Residual Solvent analysis utilizing gas chromatography-mass spectrometry (GC-MS).

Method: QSP 1204 - Analysis of Residual Solvents by GC-MS

| COMPOUND | LOD/LOQ (µg/g) | ACTION LIMIT (µg/g) | MEASUREMENT UNCERTAINTY (µg/g) | RESULT (µg/g) | RESULT |
|---------------|----------------|---------------------|--------------------------------|---------------|--------|
| Propane | 10 / 20 | 5000 | N/A | ND | PASS |
| n-Butane | 10 / 50 | 5000 | N/A | ND | PASS |
| n-Pentane | 20 / 50 | 5000 | N/A | ND | PASS |
| n-Hexane | 2 / 5 | 290 | N/A | ND | PASS |
| n-Heptane | 20 / 60 | 5000 | N/A | ND | PASS |
| Benzene | 0.03 / 0.09 | 1 | N/A | ND | PASS |
| Toluene | 7 / 21 | 890 | N/A | ND | PASS |
| Total Xylenes | 50 / 160 | 2170 | N/A | ND | PASS |
| Methanol | 50 / 200 | 3000 | N/A | ND | PASS |
| Ethanol | 20 / 50 | 5000 | N/A | ND | PASS |

Continued on next page



Residual Solvents Analysis

Continued

RESIDUAL SOLVENTS TEST RESULTS - 01/29/2025 *continued* ✔ PASS

| COMPOUND | LOD/LOQ (µg/g) | ACTION LIMIT (µg/g) | MEASUREMENT UNCERTAINTY (µg/g) | RESULT (µg/g) | RESULT |
|--------------------------------------|----------------|---------------------|--------------------------------|---------------|--------|
| 2-Propanol (Isopropyl Alcohol) | 10 / 40 | 5000 | N/A | ND | PASS |
| Acetone | 20 / 50 | 5000 | N/A | ND | PASS |
| Ethyl Ether | 20 / 50 | 5000 | N/A | ND | PASS |
| Ethylene Oxide | 0.3 / 0.8 | 1 | N/A | ND | PASS |
| Ethyl Acetate | 20 / 60 | 5000 | N/A | ND | PASS |
| Chloroform | 0.1 / 0.2 | 1 | N/A | ND | PASS |
| Dichloromethane (Methylene Chloride) | 0.3 / 0.9 | 1 | N/A | ND | PASS |
| Trichloroethylene | 0.1 / 0.3 | 1 | N/A | ND | PASS |
| 1,2-Dichloroethane | 0.05 / 0.1 | 1 | N/A | ND | PASS |
| Acetonitrile | 2 / 7 | 410 | N/A | ND | PASS |

Heavy Metals Analysis

Heavy metal analysis utilizing inductively coupled plasma-mass spectrometry (ICP-MS).

Method: QSP 1160 - Analysis of Heavy Metals by ICP-MS

HEAVY METALS TEST RESULTS - 01/29/2025 ✔ PASS

| COMPOUND | LOD/LOQ (µg/g) | ACTION LIMIT (µg/g) | MEASUREMENT UNCERTAINTY (µg/g) | RESULT (µg/g) | RESULT |
|----------|----------------|---------------------|--------------------------------|---------------|--------|
| Arsenic | 0.02 / 0.1 | 1.5 | N/A | ND | PASS |
| Cadmium | 0.02 / 0.05 | 0.5 | N/A | ND | PASS |
| Lead | 0.04 / 0.1 | 0.5 | N/A | ND | PASS |
| Mercury | 0.002 / 0.01 | 3 | N/A | ND | PASS |

Foreign Material Analysis

Visual analysis includes, but is not limited to, sand, soil, cinders, dirt, mold, hair, insect fragments, and mammalian excreta.

Method: QSP 1226 - Analysis of Foreign Material in Cannabis and Cannabis Products

FOREIGN MATERIAL TEST RESULTS - 01/28/2025 ✔ PASS

| COMPOUND | ACTION LIMIT | RESULT | RESULT |
|-----------------------------------------------------------|-----------------|--------|--------|
| Hair Count | > 1 per 3 grams | 0.0 | PASS |
| Insect Fragment Count | > 1 per 3 grams | 0.0 | PASS |
| Mammalian Excreta Count | > 1 per 3 grams | 0.0 | PASS |
| Total Sample Area Covered by an Imbedded Foreign Material | >25% | None | PASS |
| Total Sample Area Covered by Mold | >25% | None | PASS |
| Total Sample Area Covered by Sand, Soil, Cinders, or Dirt | >25% | None | PASS |



Water Activity Analysis

WATER ACTIVITY TEST RESULTS - 01/29/2025 ✔ PASS

Method: QSP 1227 - Analysis of Water Activity in Cannabis and Cannabis Products

| COMPOUND | LOD/LOQ (Aw) | ACTION LIMIT (Aw) | MEASUREMENT UNCERTAINTY (Aw) | RESULT (Aw) | RESULT |
|----------------|--------------|-------------------|------------------------------|-------------|--------|
| Water Activity | 0.030 / 0.15 | 0.85 | ±0.034 | 0.70 | PASS |

NOTES

Reason for Amendment: Add/Remove Test(s)

SAMPLE DETAILS
SAMPLE NAME: 100mg Raspberry Broad Spectrum

Infused, Solid Edible

CULTIVATOR / MANUFACTURER
Business Name:
License Number:
Address:
DISTRIBUTOR / TESTED FOR
Business Name: cbdMD

License Number:
Address:

SAMPLE DETAIL
Batch Number: 91615-R

Sample ID: 250124L052

Date Collected: 01/24/2025

Date Received: 01/24/2025

Batch Size:
Sample Size: 1.0 units

Unit Mass: 3.398 grams per Unit

Serving Size:


Scan QR code to verify authenticity of results.

CANNABINOID ANALYSIS - SUMMARY
Total THC: **Not Detected**
Total CBD: **104.441 mg/unit**
Sum of Cannabinoids: **107.754 mg/unit**
Total Cannabinoids: **107.754 mg/unit**

Total THC/CBD is calculated using the following formulas to take into account the loss of a carboxyl group during the decarboxylation step:

$$\text{Total THC} = \Delta^9\text{-THC} + (\text{THCa} \cdot 0.877)$$

$$\text{Total CBD} = \text{CBD} + (\text{CBDa} \cdot 0.877)$$

$$\text{Sum of Cannabinoids} = \Delta^9\text{-THC} + \text{THCa} + \text{CBD} + \text{CBDa} + \text{CBG} + \text{CBGa} +$$

$$\text{THCV} + \text{THCVa} + \text{CBC} + \text{CBCa} + \text{CBDV} + \text{CBDVa} + \Delta^8\text{-THC} + \text{CBL} + \text{CBN}$$

$$\text{Total Cannabinoids} = (\Delta^9\text{-THC} + 0.877 \cdot \text{THCa}) + (\text{CBD} + 0.877 \cdot \text{CBDa}) +$$

$$(\text{CBG} + 0.877 \cdot \text{CBGa}) + (\text{THCV} + 0.877 \cdot \text{THCVa}) + (\text{CBC} + 0.877 \cdot \text{CBCa}) +$$

$$(\text{CBDV} + 0.877 \cdot \text{CBDVa}) + \Delta^8\text{-THC} + \text{CBL} + \text{CBN}$$
SAFETY ANALYSIS - SUMMARY
 Δ^9 -THC per Unit: **✓PASS**

 Pesticides: **✓PASS**

 Mycotoxins: **✓PASS**

 Residual Solvents: **✓PASS**

 Heavy Metals: **✓PASS**

 Foreign Material: **✓PASS**

 Water Activity: **✓PASS**

For quality assurance purposes. Not a Regulatory Hemp Lab Test Report. These results relate only to the sample included on this report. This report shall not be reproduced, except in full, without written approval of the laboratory.

Sample Certification: California Code of Regulations Title 4 Division 19. Department of Cannabis Control Business and Professions Code. Reference: Sections 26100, 26104 and 26110, Business and Professions Code.

Decision Rule: Statements of conformity (e.g. Pass/Fail) to specifications are made in this report without taking measurement uncertainty into account. Where statements of conformity are made in this report, the following decision rules are applied: PASS - Results within limits/specifications, FAIL - Results exceed limits/specifications.

References: limit of detection (LOD), limit of quantification (LOQ), not detected (ND), not tested (NT), $\mu\text{g/g} = \text{ppm}$, $\mu\text{g/kg} = \text{ppb}$



LQC verified by: Michael Pham
Job Title: Senior Laboratory Analyst
Date: 01/29/2025



Approved by: Josh Wurzer
Job Title: Chief Compliance Officer
Date: 01/29/2025

Amendment to Certificate of Analysis 250124L052-001



Cannabinoid Analysis

Tested by high-performance liquid chromatography with diode-array detection (HPLC-DAD).

Method: QSP 1157 - Analysis of Cannabinoids by HPLC-DAD

TOTAL THC: **Not Detected**

Total THC (Δ^9 -THC+0.877*THCa)

TOTAL CBD: **104.441 mg/unit**

Total CBD (CBD+0.877*CBDA)

TOTAL CANNABINOIDS: **107.754 mg/unit**

Total Cannabinoids (Total THC) + (Total CBD) + (Total CBG) + (Total THCV) + (Total CBC) + (Total CBDV) + Δ^8 -THC + CBL + CBN

TOTAL CBG: **1.403 mg/unit**

Total CBG (CBG+0.877*CBGa)

TOTAL THCV: **ND**

Total THCV (THCV+0.877*THCVa)

TOTAL CBC: **ND**

Total CBC (CBC+0.877*CBCa)

TOTAL CBDV: **0.302 mg/unit**

Total CBDV (CBDV+0.877*CBDVa)

CANNABINOID TEST RESULTS - 01/25/2025

| COMPOUND | LOD/LOQ (mg/g) | MEASUREMENT UNCERTAINTY (mg/g) | RESULT (mg/g) | RESULT (%) |
|----------------------------|----------------|--------------------------------|--------------------|----------------|
| CBD | 0.004 / 0.011 | ±1.1465 | 30.736 | 3.0736 |
| CBN | 0.001 / 0.007 | ±0.0136 | 0.473 | 0.0473 |
| CBG | 0.002 / 0.006 | ±0.0200 | 0.413 | 0.0413 |
| CBDV | 0.002 / 0.012 | ±0.0036 | 0.089 | 0.0089 |
| Δ^9 -THC | 0.002 / 0.014 | N/A | ND | ND |
| Δ^8 -THC | 0.01 / 0.02 | N/A | ND | ND |
| THCa | 0.001 / 0.005 | N/A | ND | ND |
| THCV | 0.002 / 0.012 | N/A | ND | ND |
| THCVa | 0.002 / 0.019 | N/A | ND | ND |
| CBDA | 0.001 / 0.026 | N/A | ND | ND |
| CBDVa | 0.001 / 0.018 | N/A | ND | ND |
| CBGa | 0.002 / 0.007 | N/A | ND | ND |
| CBL | 0.003 / 0.010 | N/A | ND | ND |
| CBC | 0.003 / 0.010 | N/A | ND | ND |
| CBCa | 0.001 / 0.015 | N/A | ND | ND |
| SUM OF CANNABINOIDS | | | 31.711 mg/g | 3.1711% |

Unit Mass: 3.398 grams per Unit

| Parameter | Limit | Result | Pass/Fail |
|------------------------------|-----------------------|-----------------|-----------|
| Δ^9 -THC per Unit | 110 per-package limit | ND | PASS |
| Total THC per Unit | | ND | |
| CBD per Unit | | 104.441 mg/unit | |
| Total CBD per Unit | | 104.441 mg/unit | |
| Sum of Cannabinoids per Unit | | 107.754 mg/unit | |
| Total Cannabinoids per Unit | | 107.754 mg/unit | |

Pesticide Analysis

Pesticide and plant growth regulator analysis utilizing high-performance liquid chromatography-mass spectrometry (HPLC-MS) or gas chromatography-mass spectrometry (GC-MS).

*GC-MS utilized where indicated.

Method: QSP 1212 - Analysis of Pesticides and Mycotoxins by LC-MS or QSP 1213 - Analysis of Pesticides by GC-MS


PESTICIDE TEST RESULTS - 01/28/2025 **PASS**

| COMPOUND | LOD/LOQ (µg/g) | ACTION LIMIT (µg/g) | MEASUREMENT UNCERTAINTY (µg/g) | RESULT (µg/g) | RESULT |
|--------------|----------------|---------------------|--------------------------------|---------------|--------|
| Abamectin | 0.03 / 0.10 | 0.3 | N/A | ND | PASS |
| Acephate | 0.02 / 0.07 | 5 | N/A | ND | PASS |
| Acequinocyl | 0.02 / 0.07 | 4 | N/A | ND | PASS |
| Acetamiprid | 0.02 / 0.05 | 5 | N/A | ND | PASS |
| Aldicarb | 0.03 / 0.08 | ≥ LOD | N/A | ND | PASS |
| Azoxystrobin | 0.02 / 0.07 | 40 | N/A | ND | PASS |
| Bifenazate | 0.01 / 0.04 | 5 | N/A | ND | PASS |
| Bifenthrin | 0.02 / 0.05 | 0.5 | N/A | ND | PASS |
| Boscalid | 0.03 / 0.09 | 10 | N/A | ND | PASS |
| Captan | 0.19 / 0.57 | 5 | N/A | ND | PASS |
| Carbaryl | 0.02 / 0.06 | 0.5 | N/A | ND | PASS |

Continued on next page



Pesticide Analysis *Continued*

PESTICIDE TEST RESULTS - 01/28/2025 *continued*  **PASS**

| COMPOUND | LOD/LOQ (µg/g) | ACTION LIMIT (µg/g) | MEASUREMENT UNCERTAINTY (µg/g) | RESULT (µg/g) | RESULT |
|---------------------------------------|----------------|---------------------|--------------------------------|---------------|--------|
| Carbofuran | 0.02 / 0.05 | ≥ LOD | N/A | ND | PASS |
| Chlorantraniliprole | 0.04 / 0.12 | 40 | N/A | ND | PASS |
| Chlordane* | 0.03 / 0.08 | ≥ LOD | N/A | ND | PASS |
| Chlorfenapyr* | 0.03 / 0.10 | ≥ LOD | N/A | ND | PASS |
| Chlorpyrifos | 0.02 / 0.06 | ≥ LOD | N/A | ND | PASS |
| Clofentezine | 0.03 / 0.09 | 0.5 | N/A | ND | PASS |
| Coumaphos | 0.02 / 0.07 | ≥ LOD | N/A | ND | PASS |
| Cyfluthrin | 0.12 / 0.38 | 1 | N/A | ND | PASS |
| Cypermethrin | 0.11 / 0.32 | 1 | N/A | ND | PASS |
| Daminozide | 0.02 / 0.07 | ≥ LOD | N/A | ND | PASS |
| Diazinon | 0.02 / 0.05 | 0.2 | N/A | ND | PASS |
| Dichlorvos (DDVP) | 0.03 / 0.09 | ≥ LOD | N/A | ND | PASS |
| Dimethoate | 0.03 / 0.08 | ≥ LOD | N/A | ND | PASS |
| Dimethomorph | 0.03 / 0.09 | 20 | N/A | ND | PASS |
| Ethoprophos | 0.03 / 0.10 | ≥ LOD | N/A | ND | PASS |
| Etofenprox | 0.02 / 0.06 | ≥ LOD | N/A | ND | PASS |
| Etoxazole | 0.02 / 0.06 | 1.5 | N/A | ND | PASS |
| Fenhexamid | 0.03 / 0.09 | 10 | N/A | ND | PASS |
| Fenoxycarb | 0.03 / 0.08 | ≥ LOD | N/A | ND | PASS |
| Fenpyroximate | 0.02 / 0.06 | 2 | N/A | ND | PASS |
| Fipronil | 0.03 / 0.08 | ≥ LOD | N/A | ND | PASS |
| Flonicamid | 0.03 / 0.10 | 2 | N/A | ND | PASS |
| Fludioxonil | 0.03 / 0.10 | 30 | N/A | ND | PASS |
| Hexythiazox | 0.02 / 0.07 | 2 | N/A | ND | PASS |
| Imazalil | 0.02 / 0.06 | ≥ LOD | N/A | ND | PASS |
| Imidacloprid | 0.04 / 0.11 | 3 | N/A | ND | PASS |
| Kresoxim-methyl | 0.02 / 0.07 | 1 | N/A | ND | PASS |
| Malathion | 0.03 / 0.09 | 5 | N/A | ND | PASS |
| Metalaxyl | 0.02 / 0.07 | 15 | N/A | ND | PASS |
| Methiocarb | 0.02 / 0.07 | ≥ LOD | N/A | ND | PASS |
| Methomyl | 0.03 / 0.10 | 0.1 | N/A | ND | PASS |
| Mevinphos | 0.03 / 0.09 | ≥ LOD | N/A | ND | PASS |
| Myclobutanil | 0.03 / 0.09 | 9 | N/A | ND | PASS |
| Naled | 0.02 / 0.07 | 0.5 | N/A | ND | PASS |
| Oxamyl | 0.04 / 0.11 | 0.2 | N/A | ND | PASS |
| Paclobutrazol | 0.02 / 0.05 | ≥ LOD | N/A | ND | PASS |
| Parathion-methyl | 0.03 / 0.10 | ≥ LOD | N/A | ND | PASS |
| Pentachloronitrobenzene (Quintozene)* | 0.03 / 0.09 | 0.2 | N/A | ND | PASS |
| Permethrin | 0.04 / 0.12 | 20 | N/A | ND | PASS |
| Phosmet | 0.03 / 0.10 | 0.2 | N/A | ND | PASS |
| Piperonyl Butoxide | 0.02 / 0.07 | 8 | N/A | ND | PASS |

Continued on next page



Pesticide Analysis *Continued*

PESTICIDE TEST RESULTS - 01/28/2025 *continued* ✔ PASS

| COMPOUND | LOD/LOQ (µg/g) | ACTION LIMIT (µg/g) | MEASUREMENT UNCERTAINTY (µg/g) | RESULT (µg/g) | RESULT |
|-----------------|----------------|---------------------|--------------------------------|---------------|--------|
| Prallethrin | 0.03 / 0.08 | 0.4 | N/A | ND | PASS |
| Propiconazole | 0.02 / 0.07 | 20 | N/A | ND | PASS |
| Propoxur | 0.03 / 0.09 | ≥ LOD | N/A | ND | PASS |
| Pyrethrins | 0.04 / 0.12 | 1 | N/A | ND | PASS |
| Pyridaben | 0.02 / 0.07 | 3 | N/A | ND | PASS |
| Spinetoram | 0.02 / 0.07 | 3 | N/A | ND | PASS |
| Spinosad | 0.02 / 0.07 | 3 | N/A | ND | PASS |
| Spiromesifen | 0.02 / 0.05 | 12 | N/A | ND | PASS |
| Spirotetramat | 0.02 / 0.06 | 13 | N/A | ND | PASS |
| Spiroxamine | 0.03 / 0.08 | ≥ LOD | N/A | ND | PASS |
| Tebuconazole | 0.02 / 0.07 | 2 | N/A | ND | PASS |
| Thiacloprid | 0.03 / 0.10 | ≥ LOD | N/A | ND | PASS |
| Thiamethoxam | 0.03 / 0.10 | 4.5 | N/A | ND | PASS |
| Trifloxystrobin | 0.03 / 0.08 | 30 | N/A | ND | PASS |



Mycotoxin Analysis

MYCOTOXIN TEST RESULTS - 01/28/2025 ✔ PASS

Mycotoxin analysis utilizing high-performance liquid chromatography-mass spectrometry (HPLC-MS).

Method: QSP 1212 - Analysis of Pesticides and Mycotoxins by LC-MS

| COMPOUND | LOD/LOQ (µg/kg) | ACTION LIMIT (µg/kg) | MEASUREMENT UNCERTAINTY (µg/kg) | RESULT (µg/kg) | RESULT |
|-----------------|-----------------|----------------------|---------------------------------|----------------|--------|
| Aflatoxin B1 | 2.0 / 6.0 | | N/A | ND | |
| Aflatoxin B2 | 1.8 / 5.6 | | N/A | ND | |
| Aflatoxin G1 | 1.0 / 3.1 | | N/A | ND | |
| Aflatoxin G2 | 1.2 / 3.5 | | N/A | ND | |
| Ochratoxin A | 6.3 / 19.2 | 20 | N/A | ND | PASS |
| Total Aflatoxin | | 20 | | ND | PASS |



Residual Solvents Analysis

RESIDUAL SOLVENTS TEST RESULTS - 01/29/2025 ✔ PASS

Residual Solvent analysis utilizing gas chromatography-mass spectrometry (GC-MS).

Method: QSP 1204 - Analysis of Residual Solvents by GC-MS

| COMPOUND | LOD/LOQ (µg/g) | ACTION LIMIT (µg/g) | MEASUREMENT UNCERTAINTY (µg/g) | RESULT (µg/g) | RESULT |
|---------------|----------------|---------------------|--------------------------------|---------------|--------|
| Propane | 10 / 20 | 5000 | N/A | ND | PASS |
| n-Butane | 10 / 50 | 5000 | N/A | ND | PASS |
| n-Pentane | 20 / 50 | 5000 | N/A | ND | PASS |
| n-Hexane | 2 / 5 | 290 | N/A | ND | PASS |
| n-Heptane | 20 / 60 | 5000 | N/A | ND | PASS |
| Benzene | 0.03 / 0.09 | 1 | N/A | ND | PASS |
| Toluene | 7 / 21 | 890 | N/A | ND | PASS |
| Total Xylenes | 50 / 160 | 2170 | N/A | ND | PASS |
| Methanol | 50 / 200 | 3000 | N/A | ND | PASS |
| Ethanol | 20 / 50 | 5000 | N/A | <LOQ | PASS |

Continued on next page




Residual Solvents Analysis

Continued

RESIDUAL SOLVENTS TEST RESULTS - 01/29/2025 *continued* ✔ PASS

| COMPOUND | LOD/LOQ (µg/g) | ACTION LIMIT (µg/g) | MEASUREMENT UNCERTAINTY (µg/g) | RESULT (µg/g) | RESULT |
|--------------------------------------|----------------|---------------------|--------------------------------|---------------|--------|
| 2-Propanol (Isopropyl Alcohol) | 10 / 40 | 5000 | N/A | ND | PASS |
| Acetone | 20 / 50 | 5000 | N/A | ND | PASS |
| Ethyl Ether | 20 / 50 | 5000 | N/A | ND | PASS |
| Ethylene Oxide | 0.3 / 0.8 | 1 | N/A | ND | PASS |
| Ethyl Acetate | 20 / 60 | 5000 | N/A | ND | PASS |
| Chloroform | 0.1 / 0.2 | 1 | N/A | ND | PASS |
| Dichloromethane (Methylene Chloride) | 0.3 / 0.9 | 1 | N/A | ND | PASS |
| Trichloroethylene | 0.1 / 0.3 | 1 | N/A | ND | PASS |
| 1,2-Dichloroethane | 0.05 / 0.1 | 1 | N/A | ND | PASS |
| Acetonitrile | 2 / 7 | 410 | N/A | ND | PASS |



Heavy Metals Analysis

HEAVY METALS TEST RESULTS - 01/29/2025 ✔ PASS

Heavy metal analysis utilizing inductively coupled plasma-mass spectrometry (ICP-MS).

Method: QSP 1160 - Analysis of Heavy Metals by ICP-MS

| COMPOUND | LOD/LOQ (µg/g) | ACTION LIMIT (µg/g) | MEASUREMENT UNCERTAINTY (µg/g) | RESULT (µg/g) | RESULT |
|----------|----------------|---------------------|--------------------------------|---------------|--------|
| Arsenic | 0.02 / 0.1 | 1.5 | N/A | ND | PASS |
| Cadmium | 0.02 / 0.05 | 0.5 | N/A | ND | PASS |
| Lead | 0.04 / 0.1 | 0.5 | N/A | ND | PASS |
| Mercury | 0.002 / 0.01 | 3 | N/A | ND | PASS |



Foreign Material Analysis

FOREIGN MATERIAL TEST RESULTS - 01/28/2025 ✔ PASS

Visual analysis includes, but is not limited to, sand, soil, cinders, dirt, mold, hair, insect fragments, and mammalian excreta.

Method: QSP 1226 - Analysis of Foreign Material in Cannabis and Cannabis Products

| COMPOUND | ACTION LIMIT | RESULT | RESULT |
|-----------------------------------------------------------|-----------------|--------|--------|
| Hair Count | > 1 per 3 grams | 0.0 | PASS |
| Insect Fragment Count | > 1 per 3 grams | 0.0 | PASS |
| Mammalian Excreta Count | > 1 per 3 grams | 0.0 | PASS |
| Total Sample Area Covered by an Imbedded Foreign Material | >25% | None | PASS |
| Total Sample Area Covered by Mold | >25% | None | PASS |
| Total Sample Area Covered by Sand, Soil, Cinders, or Dirt | >25% | None | PASS |



Water Activity Analysis

WATER ACTIVITY TEST RESULTS - 01/29/2025 ✔ PASS

Method: QSP 1227 - Analysis of Water Activity in Cannabis and Cannabis Products

| COMPOUND | LOD/LOQ (Aw) | ACTION LIMIT (Aw) | MEASUREMENT UNCERTAINTY (Aw) | RESULT (Aw) | RESULT |
|----------------|--------------|-------------------|------------------------------|-------------|--------|
| Water Activity | 0.030 / 0.15 | 0.85 | ±0.036 | 0.73 | PASS |

NOTES

Reason for Amendment: Add/Remove Test(s)

SAMPLE DETAILS

SAMPLE NAME: 200mg Assorted Broad Spectrum

Infused, Solid Edible

CULTIVATOR / MANUFACTURER

Business Name:

License Number:

Address:

DISTRIBUTOR / TESTED FOR

Business Name: cbdMD

License Number:

Address:

SAMPLE DETAIL

Batch Number: 91615-B

Sample ID: 250130N007

Date Collected: 01/30/2025

Date Received: 01/30/2025

Batch Size:

Sample Size: 1.0 units

Unit Mass:

Serving Size:

Scan QR code to verify
authenticity of results.

SAFETY ANALYSIS - SUMMARY

Microbiology (PCR):  PASS


Microbiology (Plating): ND

For quality assurance purposes. Not a Regulatory Hemp Lab Test Report. These results relate only to the sample included on this report. This report shall not be reproduced, except in full, without written approval of the laboratory.

Sample Certification: California Code of Regulations Title 4 Division 19. Department of Cannabis Control Business and Professions Code. Reference: Sections 26100, 26104 and 26110, Business and Professions Code.

Decision Rule: Statements of conformity (e.g. Pass/Fail) to specifications are made in this report without taking measurement uncertainty into account. Where statements of conformity are made in this report, the following decision rules are applied: PASS - Results within limits/specifications, FAIL - Results exceed limits/specifications.

References: limit of detection (LOD), limit of quantification (LOQ), not detected (ND), not tested (NT), $\mu\text{g/g}$ = ppm, $\mu\text{g/kg}$ = ppb, too numerous to count >250 cfu/plate (TNTC), colony-forming unit (cfu)



LQC verified by: Randi Vuong
Job Title: Lead Laboratory Technician
Date: 02/03/2025



Approved by: Josh Wurzer
Job Title: Chief Compliance Officer
Date: 02/03/2025



Microbiology Analysis

PCR AND PLATING

Analysis conducted by polymerase chain reaction (PCR) and fluorescence detection of microbiological contaminants.

Method: QSP 1221 - Analysis of Microbiological Contaminants

Analysis conducted by 3M™ Petrifilm™ and plate counts of microbiological contaminants.

Method: QSP 6794 - Plating with 3M™ Petrifilm™

MICROBIOLOGY TEST RESULTS (PCR) - 02/03/2025 ✔ PASS

| COMPOUND | ACTION LIMIT | RESULT | RESULT |
|-----------------------------------------------|--------------------|--------|--------|
| <i>Listeria monocytogenes</i> | | ND | |
| <i>Salmonella spp.</i> | Not Detected in 1g | ND | PASS |
| Shiga toxin-producing <i>Escherichia coli</i> | Not Detected in 1g | ND | PASS |

MICROBIOLOGY TEST RESULTS (PLATING) - 02/03/2025 ND

| COMPOUND | RESULT (cfu/g) |
|------------------------|----------------|
| Coliforms | ND |
| Total Aerobic Bacteria | ND |
| Total Yeast and Mold | ND |