



Certificate of Analysis

Sample:GA00917005-001
Harvest/Lot ID: 0920001680
Seed to Sale #N/A
Batch Date :09/04/20
Batch#: 0920001680
Sample Size Received: 4 gram
Retail Product Size: 120
Ordered : 09/15/20
Sampled : 09/15/20
Completed: 09/23/20 Expires: 09/23/21
Sampling Method: SOP Client Method

Sep 23, 2020 | Creating Better Days

6520 West Sunrise Blvd
Plantation, FLORIDA, 33313, United States



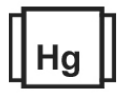
PASSED

Page 1 of 4

PRODUCT IMAGE SAFETY RESULTS



Pesticides
PASSED



Heavy Metals
PASSED



Microbials
PASSED



Mycotoxins
PASSED



Residuals
Solvents
PASSED



Filtration
PASSED



Water Activity
NOT TESTED



Moisture
NOT TESTED



Terpenes
NOT TESTED

MISC.

CANNABINOID RESULTS



Total THC
0.000%
THC/Container :



Total CBD
0.274%
CBD/Container :



Total Cannabinoids
0.274%
Total Cannabinoids / Container :

Filtration PASSED

Analyzed By 1791 Weight 41.4g Extraction date 09/18/20 LOD(ppm) 1791 Extracted By 1791

Analysis Method -SOP.T.40.013 Batch Date : 09/18/20 07:57:09
Analytical Batch -GA015904FIL Reviewed On - 09/21/20 09:05:32
Instrument Used : GA-Filtration/Foreign Material Microscope
Running On :

This includes but is not limited to hair, insects, feces, packaging contaminants, and manufacturing waste and by-products. An SH-2B/T Stereo Microscope is used for inspection.

| CBDV | CBDA | CBGA | CBG | CBD | THCV | CBN | D9-THC | D8-THC | CBC | THCA |
|-------------|-------------|-------------|-------------|--------------|-------------|-------------|--------------|-------------|-------------|-------------|
| ND | ND | ND | ND | 0.274% | ND | ND | ND | ND | ND | ND |
| ND | ND | ND | ND | 2.740 mg/g | ND | ND | ND | ND | ND | ND |
| LOD 0.001 % | LOD 0.001 % | LOD 0.001 % | LOD 0.001 % | LOD 0.0001 % | LOD 0.001 % | LOD 0.001 % | LOD 0.0001 % | LOD 0.001 % | LOD 0.001 % | LOD 0.001 % |

Cannabinoid Profile Test

Analyzed by 1541 Weight 2.9615g Extraction date : 09/18/20 02:09:44 Extracted By : 1790
Analysis Method -SOP.T.40.020, SOP.T.30.050 Reviewed On - 09/21/20 09:09:53 Batch Date : 09/18/20 11:52:51
Analytical Batch -GA015922POT Instrument Used : GA-HPLC-001 2030C Plus Running On :

| Reagent | Dilution | Consums. ID |
|------------|----------|--------------------------|
| 040120.13 | 40 | 280630187 |
| 052720.04 | | VAV-09-1020 Lot# 947.077 |
| 090820.R08 | | 6970145500298 |
| 091420.R20 | | 190624060 |
| | | 16466-042 |

Full spectrum cannabinoid analysis utilizing High Performance Liquid Chromatography with UV detection (HPLC-UV). (Method: SOP.T.30.050 for sample prep and Shimadzu High Sensitivity Method SOP.T.40.020 for analysis. LOQ for all cannabinoids is 1 mg/L).

This report shall not be reproduced, unless in its entirety, without written approval from Kaycha Labs. This report is an Kaycha Labs certification. The results relate only to the material or product analyzed. Test results are confidential unless explicitly waived otherwise. Void after 1 year from test end date. Cannabinoid content of batch material may vary depending on sampling error. IC=In-control QC parameter, NC=Non-controlled QC parameter, ND=Not Detected, NA=Not Analyzed, ppm=Parts Per Million, ppb=Parts Per Billion. Limit of Detection (LoD) and Limit Of Quantitation (LoQ) are terms used to describe the smallest concentration that can be reliably measured by an analytical procedure. RPD=Reproducibility of two measurements. Action Levels are State determined thresholds for human safety for consumption and/or inhalation. The result >99% are variable based on uncertainty of measurement (UM) for the analyte. The UM error is available from the lab upon request. The "Decision Rule" for the pass/fail does not include the UM. The limits are based on F.S. Rule 64-4.310.

Jeremy Campbell
Lab Director

State License # CMTL-0001
ISO Accreditation # 97164



Signature

09/23/2020

Signed On



Certificate of Analysis

PASSED

Creating Better Days

6520 West Sunrise Blvd
Plantation, FLORIDA, 33313, United States
Telephone: 7275604193
Email: Danny@tdslabs.com

Sample : GA00917005-001

Harvest/LOT ID: 0920001680

Batch# : 0920001680

Sampled : 09/15/20

Ordered : 09/15/20

Sample Size Received : 4 gram

Completed : 09/23/20 Expires: 09/23/21

Sample Method : SOP Client Method

Page 2 of 4



Pesticides

PASSED

| Pesticides | LOD | Units | Action Level | Result | Pesticides | LOD | Units | Action Level | Result |
|----------------------|-------|-------|--------------|--------|-------------------------------------|-------|-------|--------------|--------|
| ABAMECTIN B1A | 0.01 | ppm | 0.3 | ND | PROPICONAZOLE | 0.01 | ppm | 1 | ND |
| ACEPHATE | 0.01 | ppm | 3 | ND | PROPOXUR | 0.01 | ppm | 0.1 | ND |
| ACEQUINOCYL | 0.01 | ppm | 2 | ND | PYRETHRINS | 0.05 | ppm | 1 | ND |
| ACETAMIPRID | 0.01 | ppm | 3 | ND | PYRIDABEN | 0.02 | ppm | 3 | ND |
| ALDICARB | 0.01 | ppm | 0.1 | ND | SPINETORAM | 0.02 | PPM | 3 | ND |
| AZOXYSTROBIN | 0.01 | ppm | 3 | ND | SPIROMESIFEN | 0.01 | ppm | 3 | ND |
| BIFENAZATE | 0.01 | ppm | 3 | ND | SPIROTETRAMAT | 0.01 | ppm | 3 | ND |
| BIFENTHRIN | 0.01 | ppm | 0.5 | ND | SPIROXAMINE | 0.01 | ppm | 0.1 | ND |
| BOSCALID | 0.01 | PPM | 3 | ND | TEBUCONAZOLE | 0.01 | ppm | 1 | ND |
| CARBARYL | 0.05 | ppm | 0.5 | ND | THIACLOPRID | 0.01 | ppm | 0.1 | ND |
| CARBOFURAN | 0.01 | ppm | 0.1 | ND | THIAMETHOXAM | 0.05 | ppm | 1 | ND |
| CHLORANTRANILIPROLE | 0.1 | ppm | 3 | ND | TOTAL CONTAMINANT LOAD (PESTICIDES) | 0 | PPM | 20 | ND |
| CHLORMEQUAT CHLORIDE | 0.1 | ppm | 3 | ND | TOTAL PERMETHRIN | 0.01 | ppm | 1 | ND |
| CHLORPYRIFOS | 0.01 | ppm | 0.1 | ND | TOTAL SPINOSAD | 0.01 | ppm | 3 | ND |
| CLOFENTEZINE | 0.02 | ppm | 0.5 | ND | TRIFLOXYSTROBIN | 0.01 | ppm | 3 | ND |
| COUMAPHOS | 0.01 | ppm | 0.1 | ND | CHLORDANE * | 0.01 | PPM | 0.1 | ND |
| DAMINOZIDE | 0.01 | ppm | 0.1 | ND | PENTACHLORONITROBENZENE (PCNB) * | 0.01 | PPM | 0.2 | ND |
| DIAZANON | 0.01 | ppm | 0.2 | ND | PARATHION-METHYL * | 0.01 | PPM | 0.1 | ND |
| DICHLORVOS | 0.01 | ppm | 0.1 | ND | CAPTAN * | 0.025 | PPM | 3 | ND |
| DIMETHOATE | 0.01 | ppm | 0.1 | ND | CHLORFENAPYR * | 0.01 | PPM | 0.1 | ND |
| DIMETHOMORPH | 0.02 | ppm | 3 | ND | CYFLUTHRIN * | 0.01 | PPM | 1 | ND |
| ETHOPROPHOS | 0.01 | ppm | 0.1 | ND | CYPERMETHRIN * | 0.01 | PPM | 1 | ND |
| ETOFENPROX | 0.01 | ppm | 0.1 | ND | | | | | |
| ETOXAZOLE | 0.01 | ppm | 1.5 | ND | | | | | |
| FENHEXAMID | 0.01 | ppm | 3 | ND | | | | | |
| FENOXYCARB | 0.01 | ppm | 0.1 | ND | | | | | |
| FENPYROXIMATE | 0.01 | ppm | 2 | ND | | | | | |
| FIPRONIL | 0.01 | ppm | 0.1 | ND | | | | | |
| FLONICAMID | 0.01 | ppm | 2 | ND | | | | | |
| FLUDIOXONIL | 0.01 | ppm | 3 | ND | | | | | |
| HEXYTHIAZOX | 0.01 | ppm | 2 | ND | | | | | |
| IMAZALIL | 0.01 | ppm | 0.1 | ND | | | | | |
| IMIDACLOPRID | 0.04 | ppm | 3 | ND | | | | | |
| KRESOXIM-METHYL | 0.01 | ppm | 1 | ND | | | | | |
| MALATHION | 0.02 | ppm | 2 | ND | | | | | |
| METALAXYL | 0.01 | ppm | 3 | ND | | | | | |
| METHIOCARB | 0.01 | ppm | 0.1 | ND | | | | | |
| METHOMYL | 0.01 | ppm | 0.1 | ND | | | | | |
| MEVINPHOS | 0.01 | ppm | 0.1 | ND | | | | | |
| MYCLOBUTANIL | 0.01 | ppm | 3 | ND | | | | | |
| NALED | 0.025 | ppm | 0.5 | ND | | | | | |
| OXAMYL | 0.05 | ppm | 0.5 | ND | | | | | |
| PACLOBUTRAZOL | 0.01 | ppm | 0.1 | ND | | | | | |
| PHOSMET | 0.01 | ppm | 0.2 | ND | | | | | |
| PIPERONYL BUTOXIDE | 0.1 | ppm | 3 | ND | | | | | |
| PRALLETHRIN | 0.01 | ppm | 0.4 | ND | | | | | |

Pesticides PASSED

Analyzed by: 1850, 1541 | Weight: 0.9946g | Extraction date: 09/18/20 11:09:10 | Extracted By: 1541, 1541

Analysis Method - SOP.T.30.065, SOP.T.40.065, SOP.T.30.065, SOP.T40.070
 Analytical Batch - GA015821PES, GA015930VOL | Reviewed On- 09/21/20 09:05:32
 Instrument Used : GA-LCMS-001 Pes, GA-GCMS-003 Triple Quad Pest
 Running On :
 Batch Date : 09/16/20 16:40:32

| Reagent | Dilution | Consums. ID |
|------------|----------|----------------------------------------------------------------------------------------------------|
| 091020.R23 | 10 | 282066106 6970145500298 VAV-09-1020 (947.077) / ALK-09-1412 (9291.179) P734631 / P7411895 |

Pesticide screen is performed using LC-MS which can screen down to below single digit ppb concentrations for regulated Pesticides. Currently we analyze for 67 Pesticides. (Method: SOP.T.30.060 Sample Preparation for Pesticides Analysis via LCMSMS and SOP.T40.065 Procedure for Pesticide Quantification Using LCMS). * Volatile Pesticide screening is performed using GC-MS which can screen down to below single digit ppb concentrations for regulated Pesticides. Analytes marked with an asterisk were tested using GC-MS.

This report shall not be reproduced, unless in its entirety, without written approval from Kaycha Labs. This report is an Kaycha Labs certification. The results relate only to the material or product analyzed. Test results are confidential unless explicitly waived otherwise. Void after 1 year from test end date. Cannabinoid content of batch material may vary depending on sampling error. IC=In-control QC parameter, NC=Non-controlled QC parameter, ND=Not Detected, NA=Not Analyzed, ppm=Parts Per Million, ppb=Parts Per Billion. Limit of Detection (LoD) and Limit Of Quantitation (LoQ) are terms used to describe the smallest concentration that can be reliably measured by an analytical procedure. RPD=Reproducibility of two measurements. Action Levels are State determined thresholds for human safety for consumption and/or inhalation. The result >99% are variable based on uncertainty of measurement (UM) for the analyte. The UM error is available from the lab upon request. The "Decision Rule" for the pass/fail does not include the UM. The limits are based on F.S. Rule 64-4.310.

Jeremy Campbell
Lab Director



09/23/2020

State License # CMTL-0001
ISO Accreditation # 97164

Signature

Signed On



Certificate of Analysis

PASSED

Creating Better Days

6520 West Sunrise Blvd
Plantation, FLORIDA, 33313, United States
Telephone: 7275604193
Email: Danny@tdslabs.com

Sample : GA00917005-001
Harvest/LOT ID: 0920001680

Batch# : 0920001680
Sampled : 09/15/20
Ordered : 09/15/20

Sample Size Received : 4 gram
Completed : 09/23/20 Expires: 09/23/21
Sample Method : SOP Client Method

Page 3 of 4

Residual Solvents

PASSED

Residual Solvents

PASSED

| Solvent | LOD | Units | Action Level (PPM) | Pass/Fail | Result |
|----------------------|------|-------|--------------------|-----------|--------|
| PROPANE | 500 | ppm | 5000 | PASS | ND |
| BUTANES (N-BUTANE) | 500 | ppm | 5000 | PASS | ND |
| ETHYLENE OXIDE | 0.5 | ppm | 5 | PASS | ND |
| METHANOL | 25 | ppm | 250 | PASS | ND |
| ETHANOL | 500 | ppm | 5000 | PASS | ND |
| PENTANES (N-PENTANE) | 75 | ppm | 750 | PASS | ND |
| ETHYL ETHER | 50 | ppm | 500 | PASS | ND |
| ACETONE | 75 | ppm | 750 | PASS | ND |
| 2-PROPANOL | 50 | ppm | 500 | PASS | ND |
| ACETONITRILE | 6 | ppm | 60 | PASS | ND |
| DICHLOROMETHANE | 12.5 | ppm | 125 | PASS | ND |
| N-HEXANE | 25 | ppm | 250 | PASS | ND |
| ETHYL ACETATE | 40 | ppm | 400 | PASS | ND |
| BENZENE | 0.1 | ppm | 1 | PASS | ND |
| HEPTANE | 500 | ppm | 5000 | PASS | ND |
| TOLUENE | 15 | ppm | 150 | PASS | ND |
| TOTAL XYLENES | 15 | ppm | 150 | PASS | ND |
| CHLOROFORM | 0.2 | ppm | 2 | PASS | ND |
| 1,2-DICHLOROETHANE | 0.2 | ppm | 2 | PASS | ND |
| 1,1-DICHLOROETHENE | 0.8 | ppm | 8 | PASS | ND |
| TRICHLOROETHYLENE | 2.5 | ppm | 25 | PASS | ND |

Analyzed by : 508
Weight : 0.0235g
Extraction date : 09/21/20 09:09:33
Extracted By : 650


Analysis Method -SOP.T.40.032
Analytical Batch -GA015996SOL Reviewed On - 09/22/20 10:23:35
Instrument Used : GA-GCMS-001 Headspace Solvent
Running On : 09/22/20 08:26:01
Batch Date : 09/21/20 09:23:44

| Reagent | Dilution | Consums. ID |
|---------|----------|-------------------------|
| | | 24154107 ach-20-1720 |

Residual solvents screening is performed using GC-MS which can detect below single digit ppm concentrations. Currently we analyze for 21 Residual solvents.(Method: SOP.T.40.032 Residual Solvents Analysis via GC-MS).

This report shall not be reproduced, unless in its entirety, without written approval from Kaycha Labs. This report is an Kaycha Labs certification. The results relate only to the material or product analyzed. Test results are confidential unless explicitly waived otherwise. Void after 1 year from test end date. Cannabinoid content of batch material may vary depending on sampling error. IC=In-control QC parameter, NC=Non-controlled QC parameter, ND=Not Detected, NA=Not Analyzed, ppm=Parts Per Million, ppb=Parts Per Billion. Limit of Detection (LoD) and Limit Of Quantitation (LoQ) are terms used to describe the smallest concentration that can be reliably measured by an analytical procedure. RPD=Reproducibility of two measurements. Action Levels are State determined thresholds for human safety for consumption and/or inhalation. The result >99% are variable based on uncertainty of measurement (UM) for the analyte. The UM error is available from the lab upon request. The "Decision Rule" for the pass/fail does not include the UM. The limits are based on F.S. Rule 64-4.310.

Jeremy Campbell
Lab Director



State License # CMTL-0001
ISO Accreditation # 97164

Signature

09/23/2020

Signed On



Certificate of Analysis

PASSED

Creating Better Days

6520 West Sunrise Blvd
Plantation, FLORIDA, 33313, United States
Telephone: 7275604193
Email: Danny@tdslabs.com

Sample : GA00917005-001
Harvest/LOT ID: 0920001680

Batch# : 0920001680 Sample Size Received : 4 gram
Sampled : 09/15/20 Completed : 09/23/20 Expires: 09/23/21
Ordered : 09/15/20 Sample Method : SOP Client Method

Page 4 of 4



Microbials

PASSED



Mycotoxins

PASSED

| Analyte | LOD | Result | Analyte | LOD | Units | Result | Action Level (PPM) |
|-------------------------------|-----|------------------------|---------------|-------|-------|--------|--------------------|
| ASPERGILLUS_FLAVUS | | not present in 1 gram. | AFLATOXIN G2 | 0.002 | ppm | ND | 0.02 |
| ASPERGILLUS_FUMIGATUS | | not present in 1 gram. | AFLATOXIN G1 | 0.002 | ppm | ND | 0.02 |
| ASPERGILLUS_NIGER | | not present in 1 gram. | AFLATOXIN B2 | 0.002 | ppm | ND | 0.02 |
| ASPERGILLUS_TERREUS | | not present in 1 gram. | AFLATOXIN B1 | 0.002 | ppm | ND | 0.02 |
| ESCHERICHIA_COLI_SHIGELLA_SPP | | not present in 1 gram. | OCHRATOXIN A+ | 0.002 | ppm | ND | 0.02 |
| SALMONELLA_SPECIFIC_GENE | | not present in 1 gram. | | | | | |

Analysis Method -SOP.T.40.043 / SOP.T.40.044
Analytical Batch -GA015916MIC Batch Date : 09/18/20
Instrument Used : GA-093 PathogenDx Scanner
Running On :

| Analyzed by | Weight | Extraction date | Extracted By |
|-------------|---------|-----------------|--------------|
| 1748 | 1.0203g | 09/18/20 | 1790 |

Dilution

10
Microbiological testing for Fungal and Bacterial Identification via Polymerase Chain Reaction (PCR) method consisting of sample DNA amplified via tandem Polymerase Chain Reaction (PCR) as a crude lysate which avoids purification. (Method SOP.T.40.043) If a pathogenic Escherichia Coli, Salmonella, Aspergillus fumigatus, Aspergillus flavus, Aspergillus niger, or Aspergillus terreus is detected in 1g of a sample, the sample fails the microbiological-impurity testing.

Analysis Method -SOP.T.30.065, SOP.T.40.065
Analytical Batch -GA015888MYC | Reviewed On - 09/21/20 16:38:04
Instrument Used : GA-LCMS-001 MYC
Running On :
Batch Date : 09/17/20 14:09:25

| Analyzed by | Weight | Extraction date | Extracted By |
|-------------|---------|-------------------|--------------|
| 1850 | 0.9946g | 09/21/20 04:09:44 | 1850 |

Aflatoxins B1, B2, G1, G2, and Ochratoxins A testing using LC-MS. (Method: SOP.T.30.065 for Sample Preparation and SOP.T40.065 Procedure for Mycotoxins Quantification Using LCMS. LOQ 1.0 ppb). Aflatoxin B1, B2, G1, and G2 must individually be <20ug/Kg. Ochratoxins must be <20µg/Kg.



Heavy Metals

PASSED

| Reagent | Reagent | Dilution | Consums. ID |
|------------|------------|----------|------------------|
| 041420.13 | 092220.R01 | 50 | 190624060 |
| 091719.R07 | 091720.R01 | | 106667-05-100719 |
| 091520.R01 | | | |
| 110519.13 | | | |
| 081420.12 | | | |
| 091020.R04 | | | |

| Metal | LOD | Unit | Result | Action Level (PPM) |
|---------|------|------|--------|--------------------|
| ARSENIC | 0.02 | PPM | ND | 1.5 |
| CADMIUM | 0.02 | PPM | ND | 0.5 |
| MERCURY | 0.02 | PPM | ND | 3 |
| LEAD | 0.05 | PPM | ND | 0.5 |

| Analyzed by | Weight | Extraction date | Extracted By |
|-------------|---------|-------------------|--------------|
| 650 | 0.5029g | 09/21/20 12:09:54 | 1791 |


Analysis Method -SOP.T.40.050, SOP.T.30.052
Analytical Batch -GA016004HEA | Reviewed On - 09/22/20 15:18:51
Instrument Used : GA-ICPMS-001-DER
Running On : 09/22/20 11:12:49
Batch Date : 09/21/20 10:54:57

Heavy Metals screening is performed using ICP-MS (Inductively Coupled Plasma - Mass Spectrometer) which can screen down to below single digit ppb concentrations for regulated heavy metals using Method SOP.T.30.052 Sample Preparation for Heavy Metals Analysis via ICP-MS and SOP.T.40.050 Heavy Metals Analysis via ICP-MS.

This report shall not be reproduced, unless in its entirety, without written approval from Kaycha Labs. This report is an Kaycha Labs certification. The results relate only to the material or product analyzed. Test results are confidential unless explicitly waived otherwise. Void after 1 year from test end date. Cannabinoid content of batch material may vary depending on sampling error. IC=In-control QC parameter, NC=Non-controlled QC parameter, ND=Not Detected, NA=Not Analyzed, ppm=Parts Per Million, ppb=Parts Per Billion. Limit of Detection (LoD) and Limit Of Quantitation (LoQ) are terms used to describe the smallest concentration that can be reliably measured by an analytical procedure. RPD=Reproducibility of two measurements. Action Levels are State determined thresholds for human safety for consumption and/or inhalation. The result >99% are variable based on uncertainty of measurement (UM) for the analyte. The UM error is available from the lab upon request. The "Decision Rule" for the pass/fail does not include the UM. The limits are based on F.S. Rule 64-4.310.

Jeremy Campbell
Lab Director

State License # CMTL-0001
ISO Accreditation # 97164



Signature

09/23/2020

Signed On

| | | | |
|--------------------------------|-----------|----------------|------------|
| | 300/600mg | Peach Gummy | 0920001680 |
| Batch Date: | | September 2020 | |
| Expiration Date: | | September 2022 | |
| Batch Size: | | 10000 | |
| Total Quantity Produced: | | 10000 | |
| Ingredients Used: | | CBD Isolate | |
| Name of Company for Materials: | | TDS LABS | |
| Ingredients Lot #: | | 0920001157 | |