



CONSOLIDATED TEST RESULTS SUMMARY

Please see the following pages for full test results.

BULK SKU GMY.D9.HB5.V4 BATCH # HL24 SERVING SIZE 1 Gummy (5g)

PRODUCT NAME Huckleberry THC Gummy LABORATORY SC Labs CA

POTENCY	PER SERVING		PER GRAM	
Cannabidiol (CBD)	26.3	mg/serving	5.25	mg/g
Total THC (d9-THC, THCA)	4.86	mg/serving	0.971	mg/g
Cannabigerol (CBG)	0.09	mg/serving	0.018	mg/g
Cannabinol (CBN)	0.035	mg/serving	0.007	mg/g
Cannabichromene (CBC)	<LOQ	mg/serving	<LOQ	mg/g
Tetrahydrocannabinolic Acid (THCA)	<LOQ	mg/serving	<LOQ	mg/g
Delta-9-THC (d9-THC)	4.86	mg/serving	0.971	mg/g
Delta-8-THC (d8-THC)	<LOQ	mg/serving	<LOQ	mg/g

HEAVY METALS	PER GRAM		REGULATORY ACTION LEVEL
Arsenic	<LOQ	µg/g	1.5 µg/g
Cadmium	<LOQ	µg/g	0.5 µg/g
Lead	<LOQ	µg/g	0.5 µg/g
Mercury	<LOQ	µg/g	3.0 µg/g

RESIDUAL SOLVENTS	PER GRAM		REGULATORY ACTION LEVEL
Ethanol ^[1]	1767	µg/g	5,000 µg/g
Heptane	<LOQ	µg/g	5,000 µg/g

None of the other residual solvents tested were found above the regulatory action level.

MICROBIAL	PASS/FAIL
Yeast & Mold	Pass
Total Aerobic Bacteria	Pass

PESTICIDES
None of the 50+ pesticides tested were found above the limit of detection.



LOQ: Limit of Quantitation

1. Ethanol is a food additive used in some of our ingredients. The FDA has labeled ethanol as Generally Recognized as Safe (GRAS). Many foods contain trace amounts of ethanol, including soy sauce, pasta sauces, fruits and juices, etc. Our products contain safe levels of ethanol and always below pertinent regulatory action levels.

Sample Name: **GMY.D9.HB5.V3-HL24**
 Tested for: **Lazarus Naturals-Oregon**
Quality Control Testing

Laboratory ID: 26A0005-01

Matrix: Products

Sample Metric ID:

Lot # HL24

Batch RFID: N/A

Batch Size: N/A

Harvest Date: N/A

License: NA

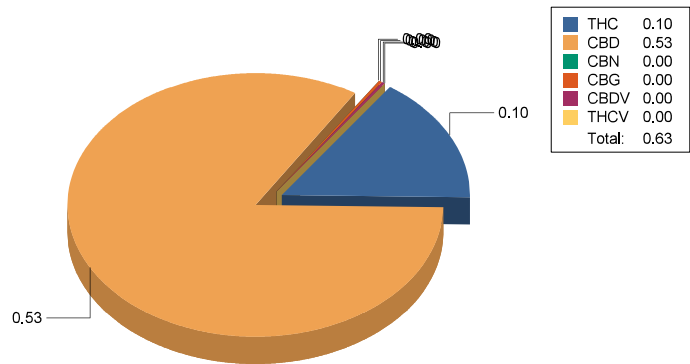
Date Sampled: 01/02/26 11:43

Date Accepted: 01/02/26



Result Summary

ANALYSIS	VALUE	PASS/FAIL
Total Cannabinoids	0.6269 %	
Total CBD	0.5253 %	
Total THC	0.0971 %	




 Breeanna Hamilton
 Lab Director

Informational testing only, not for OLCC/OMMP/ODA compliance. These results relate only to the sample included on this report. The report may not be reproduced except in full, without the written permission of SC Laboratories. Samples tested in accordance with Oregon Administrative Rules, TNI 2016 Standard and SC Laboratories quality assurance plan unless otherwise noted.

Sample Name: **GMY.D9.HB5.V3-HL24**
 Tested for: **Lazarus Naturals-Oregon**
Quality Control Testing

Laboratory ID: 26A0005-01

Matrix: Products

Sample Metrc ID:

Lot # HL24

Batch RFID: N/A

Batch Size: N/A

Harvest Date: N/A

License: NA

Date Sampled: 01/02/26 11:43

Date Accepted: 01/02/26



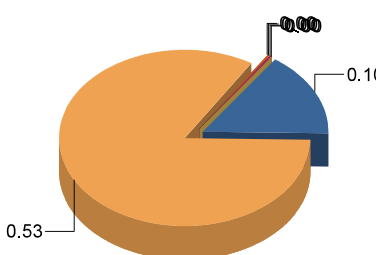
Potency Analysis

Date Extracted: 01/06/26

Analysis Method: UNODC 5.4.8

Date Analyzed: 01/07/26

* - ORELAP certified analyte

Cannabinoids	% weight	mg/g	LOQ (%)	Cannabinoids Profile														
Total CBD ((CBDA*0.877)+CBD)	0.5253	5.253	0.0005	 <table border="1" data-bbox="1299 1197 1461 1365"> <tr><td>THC</td><td>0.10</td></tr> <tr><td>CBD</td><td>0.53</td></tr> <tr><td>CBN</td><td>0.00</td></tr> <tr><td>CBG</td><td>0.00</td></tr> <tr><td>CBDV</td><td>0.00</td></tr> <tr><td>THCV</td><td>0.00</td></tr> <tr><td>Total:</td><td>0.63</td></tr> </table>	THC	0.10	CBD	0.53	CBN	0.00	CBG	0.00	CBDV	0.00	THCV	0.00	Total:	0.63
THC	0.10																	
CBD	0.53																	
CBN	0.00																	
CBG	0.00																	
CBDV	0.00																	
THCV	0.00																	
Total:	0.63																	
Total THC ((THCA*0.877)+d9)	0.0971	0.971	0.0005															
d9-THC (d9-Tetrahydrocannabinol)*	0.0971	0.971	0.0005															
d8-THC (d8-Tetrahydrocannabinol)*	< LOQ	< LOQ	0.0005															
THCA (d9-Tetrahydrocannabinolic Acid)*	< LOQ	< LOQ	0.0005															
CBD (Cannabidiol)*	0.5253	5.253	0.0005															
CBDA (Cannabidiolic Acid)*	< LOQ	< LOQ	0.0005															
CBN (Cannabinol)	0.0007	0.007	0.0005															
CBG (Cannabigerol)	0.0018	0.018	0.0005															
CBGA (Cannabigerolic Acid)	< LOQ	< LOQ	0.0005															
CBDV (Cannabidivarin)	0.0012	0.012	0.0005															
CBDVA (Cannabidivarinic Acid)	< LOQ	< LOQ	0.0005															
CBC (Cannabichromene)	< LOQ	< LOQ	0.0010															
CBCA (Cannabichromenic Acid)	< LOQ	< LOQ	0.0076															
THCV (Tetrahydrocannabivarin)	0.0007	0.007	0.0005															
THCVA (Tetrahydrocannabivarinic Acid)	< LOQ	< LOQ	0.0076															
Total Cannabinoids	0.6269	6.269	0.0005															

<LOQ - Results below the Limit of Quantitation


 Breeanna Hamilton
 Lab Director

Informational testing only, not for OLCC/OMMP/ODA compliance. These results relate only to the sample included on this report. The report may not be reproduced except in full, without the written permission of SC Laboratories. Samples tested in accordance with Oregon Administrative Rules, TNI 2016 Standard and SC Laboratories quality assurance plan unless otherwise noted.

Quality Control Potency

Batch: B260004 - Potency/Terpenes

Blank(B260004-BLK1)		Extracted - 01/06/26 13:00 Analyzed - 01/07/26 14:16						
Analyte	Result	Units	Spike Level	Source Result	%REC	%REC Limits	RPD	RPD Limit
d9-THC (d9-Tetrahydrocannabinol)	< LOQ	%						
d8-THC (d8-Tetrahydrocannabinol)	< LOQ	%						
THCA (d9-Tetrahydrocannabinolic Acid)	< LOQ	%						
CBD (Cannabidiol)	< LOQ	%						
CBDA (Cannabidiolic Acid)	< LOQ	%						
CBN (Cannabinol)	< LOQ	%						
CBG (Cannabigerol)	< LOQ	%						
CBGA (Cannabigerolic Acid)	< LOQ	%						
CBDV (Cannabidivarin)	< LOQ	%						
CBDVA (Cannabidivarinic Acid)	< LOQ	%						
CBC (Cannabichromene)	< LOQ	%						
CBCA (Cannabichromenic Acid)	< LOQ	%						
THCV (Tetrahydrocannabivarin)	< LOQ	%						
THCVA (Tetrahydrocannabivarinic Acid)	< LOQ	%						

Duplicate(B260004-DUP1)		Extracted - 01/06/26 13:00 Analyzed - 01/07/26 14:25						
Analyte	Result	Units	Spike Level	Source Result	%REC	%REC Limits	RPD	RPD Limit
d9-THC (d9-Tetrahydrocannabinol)	0.097	%		0.097			0.0537	20
d8-THC (d8-Tetrahydrocannabinol)	< LOQ	%		< LOQ				20
THCA (d9-Tetrahydrocannabinolic Acid)	< LOQ	%		< LOQ				20
CBD (Cannabidiol)	0.522	%		0.525			0.593	20
CBDA (Cannabidiolic Acid)	< LOQ	%		< LOQ				20
CBN (Cannabinol)	0.0007	%		0.0007			0.670	20
CBG (Cannabigerol)	0.002	%		0.002			3.41	20
CBGA (Cannabigerolic Acid)	< LOQ	%		< LOQ				20
CBDV (Cannabidivarin)	0.001	%		0.001			1.80	20
CBDVA (Cannabidivarinic Acid)	< LOQ	%		< LOQ				20
CBC (Cannabichromene)	0.0004	%		0.0004			8.44	20
CBCA (Cannabichromenic Acid)	< LOQ	%		< LOQ				20
THCV (Tetrahydrocannabivarin)	0.0007	%		0.0007			8.66	20
THCVA (Tetrahydrocannabivarinic Acid)	< LOQ	%		< LOQ				20

LCS(B260004-BS2)		Extracted - 01/06/26 13:00 Analyzed - 01/07/26 14:52						
Analyte	Result	Units	Spike Level	Source Result	%REC	%REC Limits	RPD	RPD Limit



 Breeanna Hamilton
 Lab Director

Informational testing only, not for OLCC/OMMP/ODA compliance. These results relate only to the sample included on this report. The report may not be reproduced except in full, without the written permission of SC Laboratories. Samples tested in accordance with Oregon Administrative Rules, TNI 2016 Standard and SC Laboratories quality assurance plan unless otherwise noted.

Quality Control Potency (Continued)

Batch: B260004 - Potency/Terpenes (Continued)

LCS(B260004-BS2)		Extracted - 01/06/26 13:00 Analyzed - 01/07/26 14:52						
Analyte	Result	Units	Spike Level	Source Result	%REC	%REC Limits	RPD	RPD Limit
d9-THC (d9-Tetrahydrocannabinol)	0.055	%	0.0568		96.2	90-110		
d8-THC (d8-Tetrahydrocannabinol)	0.055	%	0.0605		91.4	90-110		
THCA (d9-Tetrahydrocannabinolic Acid)	0.067	%	0.0685		97.6	90-110		
CBD (Cannabidiol)	0.060	%	0.0636		93.7	90-110		
CBDA (Cannabidiolic Acid)	0.060	%	0.0645		93.3	90-110		
CBN (Cannabinol)	0.001	%				80-120		
CBG (Cannabigerol)	0.002	%				80-120		
CBGA (Cannabigerolic Acid)	0.001	%				80-120		
CBDV (Cannabidivarin)	< LOQ	%				80-120		
CBDVA (Cannabidivarinic Acid)	0.0006	%				80-120		
CBC (Cannabichromene)	< LOQ	%				80-120		
CBCA (Cannabichromenic Acid)	< LOQ	%				80-120		
THCV (Tetrahydrocannabivarin)	< LOQ	%				80-120		
THCVA (Tetrahydrocannabivarinic Acid)	< LOQ	%				80-120		



Breeanna Hamilton
Lab Director

Informational testing only, not for OLCC/OMMP/ODA compliance. These results relate only to the sample included on this report. The report may not be reproduced except in full, without the written permission of SC Laboratories. Samples tested in accordance with Oregon Administrative Rules, TNI 2016 Standard and SC Laboratories quality assurance plan unless otherwise noted.

SAMPLE DETAILS

SAMPLE NAME: CYCL-GMY.D9.HB5.V4-HL24

Infused, Solid Edible

CULTIVATOR / MANUFACTURER

Business Name:

License Number:

Address:

DISTRIBUTOR / TESTED FOR

Business Name: Lazarus Naturals

License Number:

Address:

SAMPLE DETAIL

Batch Number: HL24

Sample ID: 260107L037

Date Collected: 01/07/2026

Date Received: 01/07/2026

Batch Size:


Sample Size: 1.0 unit

Unit Mass:

Serving Size:

Scan QR code to verify
authenticity of results.

SAFETY ANALYSIS - SUMMARY

Pesticides:  PASSResidual Solvents:  PASSHeavy Metals:  PASSMicrobiology (PCR):  PASS


Microbiology (Plating): ND

For quality assurance purposes. Not a Regulatory Hemp Lab Test Report. These results relate only to the sample included on this report. This report shall not be reproduced, except in full, without written approval of the laboratory.

Sample Certification: California Code of Regulations Title 4 Division 19. Department of Cannabis Control Business and Professions Code. Reference: Sections 26100, 26104 and 26110, Business and Professions Code.

Decision Rule: Statements of conformity (e.g. Pass/Fail) to specifications are made in this report without taking measurement uncertainty into account. Where statements of conformity are made in this report, the following decision rules are applied: PASS - Results within limits/specifications, FAIL - Results exceed limits/specifications.

References: limit of detection (LOD), limit of quantification (LOQ), not detected (ND), not tested (NT), µg/g = ppm, µg/kg = ppb, too numerous to count >250 cfu/plate (TNTC), colony-forming unit (cfu)


LQC verified by: Samantha LeBeau
Job Title: Laboratory Assistant
Date: 01/10/2026


Approved by: Josh Wurzer
Chief Compliance Officer
Date: 01/10/2026



Pesticide Analysis

PESTICIDE TEST RESULTS - 01/08/2026 ✔ PASS

Pesticide and plant growth regulator analysis utilizing high-performance liquid chromatography-mass spectrometry (HPLC-MS) or gas chromatography-mass spectrometry (GC-MS).

*GC-MS utilized where indicated.

Method: QSP 1212 - Analysis of Pesticides and Mycotoxins by LC-MS or QSP 1213 - Analysis of Pesticides by GC-MS

COMPOUND	LOD/LOQ (µg/g)	ACTION LIMIT (µg/g)	MEASUREMENT UNCERTAINTY (µg/g)	RESULT (µg/g)	RESULT
Abamectin	0.03 / 0.10	0.3	N/A	ND	PASS
Acephate	0.02 / 0.07	5	N/A	ND	PASS
Acequinocyl	0.02 / 0.07	4	N/A	ND	PASS
Acetamiprid	0.02 / 0.05	5	N/A	ND	PASS
Aldicarb	0.03 / 0.08	≥ LOD	N/A	ND	PASS
Azoxystrobin	0.02 / 0.07	40	N/A	ND	PASS
Bifenazate	0.01 / 0.04	5	N/A	ND	PASS
Bifenthrin	0.02 / 0.05	0.5	N/A	ND	PASS
Boscalid	0.03 / 0.09	10	N/A	ND	PASS
Captan	0.19 / 0.57	5	N/A	ND	PASS
Carbaryl	0.02 / 0.06	0.5	N/A	ND	PASS
Carbofuran	0.02 / 0.05	≥ LOD	N/A	ND	PASS
Chlorantraniliprole	0.04 / 0.12	40	N/A	ND	PASS
Chlordane*	0.03 / 0.08	≥ LOD	N/A	ND	PASS
Chlorfenapyr*	0.03 / 0.10	≥ LOD	N/A	ND	PASS
Chlorpyrifos	0.02 / 0.06	≥ LOD	N/A	ND	PASS
Clofentezine	0.03 / 0.09	0.5	N/A	ND	PASS
Coumaphos	0.02 / 0.07	≥ LOD	N/A	ND	PASS
Cyfluthrin	0.12 / 0.38	1	N/A	ND	PASS
Cypermethrin	0.11 / 0.32	1	N/A	ND	PASS
Daminozide	0.02 / 0.07	≥ LOD	N/A	ND	PASS
Diazinon	0.02 / 0.05	0.2	N/A	ND	PASS
Dichlorvos (DDVP)	0.03 / 0.09	≥ LOD	N/A	ND	PASS
Dimethoate	0.03 / 0.08	≥ LOD	N/A	ND	PASS
Dimethomorph	0.03 / 0.09	20	N/A	ND	PASS
Ethoprophos	0.03 / 0.10	≥ LOD	N/A	ND	PASS
Etofenprox	0.02 / 0.06	≥ LOD	N/A	ND	PASS
Etoxazole	0.02 / 0.06	1.5	N/A	ND	PASS
Fenhexamid	0.03 / 0.09	10	N/A	ND	PASS
Fenoxycarb	0.03 / 0.08	≥ LOD	N/A	ND	PASS
Fenpyroximate	0.02 / 0.06	2	N/A	ND	PASS
Fipronil	0.03 / 0.08	≥ LOD	N/A	ND	PASS
Flonicamid	0.03 / 0.10	2	N/A	ND	PASS
Fludioxonil	0.03 / 0.10	30	N/A	ND	PASS
Hexythiazox	0.02 / 0.07	2	N/A	ND	PASS
Imazalil	0.02 / 0.06	≥ LOD	N/A	ND	PASS
Imidacloprid	0.04 / 0.11	3	N/A	ND	PASS
Kresoxim-methyl	0.02 / 0.07	1	N/A	ND	PASS
Malathion	0.03 / 0.09	5	N/A	ND	PASS
Metalaxyl	0.02 / 0.07	15	N/A	ND	PASS
Methiocarb	0.02 / 0.07	≥ LOD	N/A	ND	PASS

Continued on next page



Pesticide Analysis *Continued*

PESTICIDE TEST RESULTS - 01/08/2026 *continued* ✔ PASS

COMPOUND	LOD/LOQ (µg/g)	ACTION LIMIT (µg/g)	MEASUREMENT UNCERTAINTY (µg/g)	RESULT (µg/g)	RESULT
Methomyl	0.03 / 0.10	0.1	N/A	ND	PASS
Mevinphos	0.03 / 0.09	≥ LOD	N/A	ND	PASS
Myclobutanil	0.03 / 0.09	9	N/A	ND	PASS
Naled	0.02 / 0.07	0.5	N/A	ND	PASS
Oxamyl	0.04 / 0.11	0.2	N/A	ND	PASS
Paclobutrazol	0.02 / 0.05	≥ LOD	N/A	ND	PASS
Parathion-methyl	0.03 / 0.10	≥ LOD	N/A	ND	PASS
Pentachloronitrobenzene (Quintozene)*	0.03 / 0.09	0.2	N/A	ND	PASS
Permethrin	0.04 / 0.12	20	N/A	ND	PASS
Phosmet	0.03 / 0.10	0.2	N/A	ND	PASS
Piperonyl Butoxide	0.02 / 0.07	8	N/A	ND	PASS
Prallethrin	0.03 / 0.08	0.4	N/A	ND	PASS
Propiconazole	0.02 / 0.07	20	N/A	ND	PASS
Propoxur	0.03 / 0.09	≥ LOD	N/A	ND	PASS
Pyrethrins	0.04 / 0.12	1	N/A	ND	PASS
Pyridaben	0.02 / 0.07	3	N/A	ND	PASS
Spinetoram	0.02 / 0.07	3	N/A	ND	PASS
Spinosad	0.02 / 0.07	3	N/A	ND	PASS
Spiromesifen	0.02 / 0.05	12	N/A	ND	PASS
Spirotetramat	0.02 / 0.06	13	N/A	ND	PASS
Spiroxamine	0.03 / 0.08	≥ LOD	N/A	ND	PASS
Tebuconazole	0.02 / 0.07	2	N/A	ND	PASS
Thiacloprid	0.03 / 0.10	≥ LOD	N/A	ND	PASS
Thiamethoxam	0.03 / 0.10	4.5	N/A	ND	PASS
Trifloxystrobin	0.03 / 0.08	30	N/A	ND	PASS



Residual Solvents Analysis

RESIDUAL SOLVENTS TEST RESULTS - 01/08/2026 ✔ PASS

Residual Solvent analysis utilizing gas chromatography-mass spectrometry (GC-MS).

Method: QSP 1204 - Analysis of Residual Solvents by GC-MS

COMPOUND	LOD/LOQ (µg/g)	ACTION LIMIT (µg/g)	MEASUREMENT UNCERTAINTY (µg/g)	RESULT (µg/g)	RESULT
Propane	10 / 20	5000	N/A	ND	PASS
n-Butane	10 / 50	5000	N/A	ND	PASS
n-Pentane	20 / 50	5000	N/A	ND	PASS
n-Hexane	2 / 5	290	N/A	ND	PASS
n-Heptane	20 / 60	5000	N/A	ND	PASS
Benzene	0.03 / 0.09	1	N/A	ND	PASS
Toluene	7 / 21	890	N/A	ND	PASS
Total Xylenes	50 / 160	2170	N/A	ND	PASS
Methanol	50 / 200	3000	N/A	ND	PASS
Ethanol	20 / 50	5000	±51.1	1767	PASS

Continued on next page



Residual Solvents Analysis

Continued

RESIDUAL SOLVENTS TEST RESULTS - 01/08/2026 *continued* ✔ PASS

COMPOUND	LOD/LOQ (µg/g)	ACTION LIMIT (µg/g)	MEASUREMENT UNCERTAINTY (µg/g)	RESULT (µg/g)	RESULT
2-Propanol (Isopropyl Alcohol)	10 / 40	5000	N/A	ND	PASS
Acetone	20 / 50	5000	N/A	ND	PASS
Ethyl Ether	20 / 50	5000	N/A	ND	PASS
Ethylene Oxide	0.3 / 0.8	1	N/A	ND	PASS
Ethyl Acetate	20 / 60	5000	N/A	ND	PASS
Chloroform	0.1 / 0.2	1	N/A	ND	PASS
Dichloromethane (Methylene Chloride)	0.3 / 0.9	1	N/A	ND	PASS
Trichloroethylene	0.1 / 0.3	1	N/A	ND	PASS
1,2-Dichloroethane	0.05 / 0.1	1	N/A	ND	PASS
Acetonitrile	2 / 7	410	N/A	ND	PASS

Heavy Metals Analysis

Heavy metal analysis utilizing inductively coupled plasma-mass spectrometry (ICP-MS).

Method: QSP 1160 - Analysis of Heavy Metals by ICP-MS

HEAVY METALS TEST RESULTS - 01/10/2026 ✔ PASS

COMPOUND	LOD/LOQ (µg/g)	ACTION LIMIT (µg/g)	MEASUREMENT UNCERTAINTY (µg/g)	RESULT (µg/g)	RESULT
Arsenic	0.02 / 0.1	1.5	N/A	ND	PASS
Cadmium	0.02 / 0.05	0.5	N/A	ND	PASS
Lead	0.04 / 0.1	0.5	N/A	ND	PASS
Mercury	0.002 / 0.01	3	N/A	ND	PASS

Microbiology Analysis

PCR AND PLATING

Analysis conducted by polymerase chain reaction (PCR) and fluorescence detection of microbiological contaminants.

Method: QSP 1221 - Analysis of Microbiological Contaminants

MICROBIOLOGY TEST RESULTS (PCR) - 01/10/2026 ✔ PASS

COMPOUND	ACTION LIMIT	RESULT	RESULT
<i>Salmonella</i> spp.	Not Detected in 1g	ND	PASS
Shiga toxin-producing <i>Escherichia coli</i>	Not Detected in 1g	ND	PASS

Analysis conducted by 3M™ Petrifilm™ and plate counts of microbiological contaminants.

Method: QSP 6794 - Plating with 3M™ Petrifilm™

MICROBIOLOGY TEST RESULTS (PLATING) - 01/10/2026 **ND**

COMPOUND	RESULT (cfu/g)
Coliforms	ND
Total Aerobic Bacteria	ND
Total Yeast and Mold	ND