

Sample Name: Cucumber Mint Tincture 1500MG  
 LIMS Sample ID: 190803L015  
 Batch #:  
 Sample Metric ID:  
 Sample Type: Tincture, Other  
 Batch Count:  
 Sample Count:  
 Unit Mass: 27.1 Grams per Unit  
 Serving Mass:  
 Density: 0.9335 g/mL

Date Collected: 08/03/2019  
 Date Received: 08/03/2019  
 Tested for: SVG CBD  
 License #:  
 Address:  
 Produced by:  
 License #:  
 Address:

**Overall result for batch: Pass**

### Moisture Test Results

Moisture **Results (%)**  
 NT

### Water Activity Test Results

Water Activity **Results (Aw)** **Action Limit Aw**  
 NT

### Cannabinoid Test Results

08/05/2019

Cannabinoid analysis utilizing High Performance Liquid Chromatography (HPLC, QSP 5-4-4-4)

	mg/g	%	LOD / LOQ mg/g
Δ9THC	0.215	0.0215	0.0009 / 0.003
THCa	ND	ND	0.0009 / 0.003
CBD	68.421	6.8421	0.0009 / 0.003
CBDa	ND	ND	0.0009 / 0.003
CBN	0.147	0.0147	0.0009 / 0.003
CBDV	0.294	0.0294	0.0004 / 0.001
CBDVa	ND	ND	0.0003 / 0.001
CBG	0.076	0.0076	0.001 / 0.003
CBGa	ND	ND	0.0008 / 0.002
THCV	ND	ND	0.0004 / 0.001
Δ8THC	ND	ND	0.0009 / 0.003
CBC	0.498	0.0498	0.0011 / 0.003
THCVa	ND	ND	0.0013 / 0.004
CBL	0.110	0.0110	0.0021 / 0.006
CBCa	ND	ND	0.0015 / 0.005

<b>Sum of Cannabinoids:</b>	<b>69.761</b>	<b>6.9761</b>	<b>1890.523 mg/Unit</b>
Total THC (Δ9THC+0.877*THCa)	0.215	0.0215	5.826 mg/Unit
Total CBD (CBD+0.877*CBDa)	68.421	6.8421	1854.209 mg/Unit

Action Limit mg  
 Δ9THC per Unit 5.826 mg/Unit  
 Δ9THC per Serving

### Terpene Test Results

Terpene analysis utilizing Gas Chromatography - Flame Ionization Detection (GC - FID)

	mg/g	%	LOD / LOQ mg/g
□ Bisabolol	NT		
□ Pinene	NT		
□ Carene	NT		
□ Borneol	NT		
□ Caryophyllene	NT		
□ Geraniol	NT		
□ Humulene	NT		
□ Terpinolene	NT		
□ Valencene	NT		
□ Menthol	NT		
□ Nerolidol	NT		
□ Camphene	NT		
□ Eucalyptol	NT		
□ Cedrene	NT		
□ Camphor	NT		
□ (-)-Isopulegol	NT		
□ Sabinene	NT		
□ Terpinene	NT		
□ Terpinene	NT		
□ Linalool	NT		
□ Limonene	NT		
□ Myrcene	NT		
□ Fenchol	NT		
□ Phellandrene	NT		
□ Caryophyllene Oxide	NT		
□ Terpineol	NT		
□ Pinene	NT		
□ R-(+)-Pulegone	NT		
□ Geranyl Acetate	NT		
□ Citronellol	NT		
□ p-Cymene	NT		
□ Ocimene	NT		
□ Guaiol	NT		
□ Phytol	NT		
□ Isoborneol	NT		

**Total Terpene Concentration:** NT

### Batch Photo





### Sample Certification

California Code of Regulations Title 16 Effect Date January 16, 2019  
 Authority: Section 26013, Business and Professions Code.  
 Reference: Sections 26100, 26104 and 26110, Business and Professions Code.



Scan to verify at sclabs.com  
 Sample must be marked as public to be viewable

  
 Anna Brown, LQC Verified By  
 Date: 08/16/2019

  
 Josh Wurzer, President  
 Date: 08/16/2019

# Certificate of Analysis

\*Amendment to CoA 190803L015-001

Sample Name: Cucumber Mint Tincture 1500MG  
 LIMS Sample ID: 190803L015  
 Batch #:  
 Sample Metric ID:  
 Sample Type: Tincture, Other  
 Batch Count:  
 Sample Count:  
 Unit Mass: 27.1 Grams per Unit  
 Serving Mass:  
 Density: 0.9335 g/mL

Date Collected: 08/03/2019  
 Date Received: 08/03/2019  
 Tested for: SVG CBD  
 License #:  
 Address:  
 Produced by:  
 License #:  
 Address:

**Overall result for batch: Pass**

## Pesticide Test Results - Pass

08/06/2019

Pesticide, Fungicide and plant growth regulator analysis utilizing HPLC-Mass Spectrometry

	Results (µg/g)	Action Limit µg/g	Reporting Limit µg/g
Abamectin	Pass ND	0.3	0.091
Bifenazate	Pass ND	5.0	0.035
Bifenthrin	Pass ND	0.5	0.038
Boscalid	Pass ND	10.0	0.023
Etoxazole	Pass ND	1.5	0.022
Imidacloprid	Pass ND	3.0	0.050
Myclobutanil	Pass ND	9.0	0.044
Piperonylbutoxide	Pass ND	8.0	0.020
Pyrethrins	Pass ND	1.0	0.036
Spinosad	Pass ND	3.0	0.031
Spiromesifen	Pass ND	12.0	0.015
Spirotetramat	Pass ND	13.0	0.042

## Heavy Metal Test Results - Pass

08/07/2019

Heavy metal analysis utilizing Inductively Coupled Plasma Mass Spectrometry (ICP-MS)

	Results (µg/g)	Action Limit µg/g	LOD / LOQ µg/g
Cadmium	Pass ND	0.5	0.012 / 0.035
Lead	Pass ND	0.5	0.031 / 0.095
Arsenic	Pass ND	1.5	0.013 / 0.039
Mercury	Pass ND	3.0	0.002 / 0.005

## Mycotoxin Test Results

Mycotoxin analysis utilizing HPLC-Mass Spectrometry

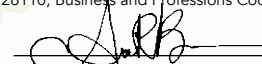
	Results (µg/kg)	Action Limit µg/kg	LOD / LOQ µg/kg
Aflatoxin B1, B2, G1, G2	NT		
Ochratoxin A	NT		


## Sample Certification

California Code of Regulations Title 16 Effect Date January 16, 2019  
 Authority: Section 26013, Business and Professions Code.  
 Reference: Sections 26100, 26104 and 26110, Business and Professions Code.



Scan to verify at sclabs.com  
 Sample must be marked as public to be viewable

  
 Anna Brown, LQC Verified By  
 Date: 08/16/2019

  
 Josh Wurzer, President  
 Date: 08/16/2019  
 CoA ID: 190803L015-002 - Page 2 of 3

# Certificate of Analysis

\*Amendment to CoA 190803L015-001

Sample Name: Cucumber Mint Tincture 1500MG  
 LIMS Sample ID: 190803L015  
 Batch #:  
 Sample Metrc ID:  
 Sample Type: Tincture, Other  
 Batch Count:  
 Sample Count:  
 Unit Mass: 27.1 Grams per Unit  
 Serving Mass:  
 Density: 0.9335 g/mL

Date Collected: 08/03/2019  
 Date Received: 08/03/2019  
 Tested for: SVG CBD  
 License #:  
 Address:  
 Produced by:  
 License #:  
 Address:

**Overall result for batch: Pass**

**Residual Solvent Test Results - Pass** **08/05/2019** **Note**

Residual Solvent analysis utilizing Gas Chromatography - Mass Spectrometry (GC - MS)

	Results (µg/g)	Action Limit µg/g	LOD / LOQ µg/g
1,2-Dichloroethane	NT		
Benzene	NT		
Chloroform	NT		
Ethylene Oxide	NT		
Methylene chloride	NT		
Trichloroethylene	NT		
Acetone	Pass ND	5000.0	14.703 / 44.549
Acetonitrile	Pass ND	410.0	2.727 / 8.262
Butane	Pass ND	5000.0	5.672 / 17.185
Ethanol	Pass ND	5000.0	11.775 / 35.679
Ethyl acetate	Pass ND	5000.0	16.227 / 49.169
Ethyl ether	Pass ND	5000.0	11.608 / 35.172
Heptane	Pass ND	5000.0	12.982 / 39.336
Hexane	Pass ND	290.0	1.816 / 5.502
Isopropyl Alcohol	Pass ND	5000.0	15.358 / 46.536
Methanol	Pass ND	3000.0	15.584 / 47.220
Pentane	Pass ND	5000.0	12.355 / 37.434
Propane	Pass ND	5000.0	1.359 / 4.117
Toluene	Pass ND	890.0	7.174 / 21.736
Total Xylenes	Pass ND	2170.0	34.438 / 104.347

**Microbiological Test Results - Pass** **08/04/2019**

PCR and fluorescence detection of microbiological impurities

	Results	Action Limit
Shiga toxin-producing Escherichia coli	Pass ND	ND
Salmonella spp.	Pass ND	ND
Aspergillus fumigatus	NT	
Aspergillus flavus	NT	
Aspergillus niger	NT	
Aspergillus terreus	NT	


**Foreign Material Test Results**


NT

**Sample Certification**

California Code of Regulations Title 16 Effect Date January 16, 2019  
 Authority: Section 26013, Business and Professions Code.  
 Reference: Sections 26100, 26104 and 26110, Business and Professions Code.



  
 Anna Brown, LQC Verified By  
 Date: 08/16/2019

  
 Josh Wurzer, President  
 Date: 08/16/2019  
 CoA ID: 190803L015-002 - Page 3 of 3