

Certificate ID: **25999**

Client Sample ID: **W/S - 1500**

Matrix: **Tincture - Vegetable Glycerin**

Date Received: **1/24/2018**




**Hemplucid**

**121 S Tejon Street**

**Colorado Springs, CO 80903**

**Attn: Chase Hudson**

This test method was performed in accordance with the requirements of ISO/IEC 17025. The sample was provided to the laboratory by the client and tested as received. These results relate only to the test article listed in this report. Reports may not be reproduced except in their entirety.

Authorization: <b>Matthew Silva, Chemical Engineer</b>	Signature: 	Date: <b>2/5/2018</b>
---	---	--------------------------


## CN: Cannabinoid Profile & Potency [WI-10-04]

Analyst: **JDP**


Test Date: **2/4/2018**

The client sample was analyzed for plant-based cannabinoids by Convergence Chromatography (CC). The collected data was compared to data collected for certified reference standards at known concentrations.

### 25999-CN



ID	Weight %	Conc.
Δ9-THC	0.17 wt %	2.07 mg/mL
THCV	ND	ND
CBD	3.98 wt %	49.23 mg/mL
CBDV	0.03 wt %	0.32 mg/mL
CBG	0.07 wt %	0.85 mg/mL
CBC	0.14 wt %	1.69 mg/mL
CBN	0.00 wt %	0.03 mg/mL
THCA	ND	ND
CBDA	ND	ND
CBGA	0.01 wt %	0.13 mg/mL
Total	4.39 wt%	54.32 mg/mL
Max THC	0.17 wt%	2.07 mg/mL
Max CBD	3.98 wt%	49.23 mg/mL



### Ratio of Total CBD to THC 23.4:1

Max THC (and Max CBD) are calculated values for total cannabinoids after heating, assuming complete decarboxylation of the acid to the neutral form. It is calculated based on the weight loss of the acid group during decarboxylation: Max THC = (0.877 x THCA) + THC. ND = None detected above the limits of detection (LLD)