

Sample Name: Muscle Gel Roller
 LIMS Sample ID: 190822R012
 Batch #:
 Sample Metric ID:
 Sample Type: Topical, Topical
 Batch Count:
 Sample Count:
 Unit Mass: 59.1 Grams per Unit
 Serving Mass:
 Density:

Date Collected: 08/22/2019
 Date Received: 08/22/2019
 Tested for: Core CBD
 License #:
 Address:
 Produced by:
 License #:
 Address:

Overall result for batch: Pass

Moisture Test Results

Moisture	Results (%)
Moisture	NT

Cannabinoid Test Results

08/24/2019

Cannabinoid analysis utilizing High Performance Liquid Chromatography (HPLC, QSP 5-4-4-4)

	mg/g	%	LOD / LOQ mg/g
Δ9THC	ND	ND	0.0009 / 0.003
THCa	ND	ND	0.0009 / 0.003
CBD	2.557	0.2557	0.0009 / 0.003
CBDa	ND	ND	0.0009 / 0.003
CBN	ND	ND	0.0009 / 0.003
CBDV	ND	ND	0.0004 / 0.001
CBDVa	ND	ND	0.0003 / 0.001
CBG	ND	ND	0.001 / 0.003
CBGa	ND	ND	0.0008 / 0.002
THCV	ND	ND	0.0004 / 0.001
Δ8THC	ND	ND	0.0009 / 0.003
CBC	ND	ND	0.0011 / 0.003
THCVa	ND	ND	0.0013 / 0.004
CBL	ND	ND	0.0021 / 0.006
CBCa	ND	ND	0.0015 / 0.005

Sum of Cannabinoids:	2.557	0.2557	151.119 mg/Unit
Total THC (Δ9THC+0.877*THCa)	ND	ND	ND
Total CBD (CBD+0.877*CBDa)	2.557	0.2557	151.119 mg/Unit

Δ9THC per Unit	Action Limit mg	Pass	ND
Δ9THC per Serving	1000.0		

Batch Photo



Water Activity Test Results

Water Activity	Results (Aw)	Action Limit Aw
Water Activity	NT	

Terpene Test Results

Terpene analysis utilizing Gas Chromatography - Flame Ionization Detection (GC - FID)

	mg/g	%	LOD / LOQ mg/g
☐ Bisabolol	NT		
☐ Pinene	NT		
3 Carene	NT		
Borneol	NT		
☐ Caryophyllene	NT		
Geraniol	NT		
☐ Humulene	NT		
Terpinolene	NT		
Valencene	NT		
Menthol	NT		
Nerolidol	NT		
Camphene	NT		
Eucalyptol	NT		
☐ Cedrene	NT		
Camphor	NT		
(-)-Isopulegol	NT		
Sabinene	NT		
☐ Terpinene	NT		
☐ Terpinene	NT		
Linalool	NT		
Limonene	NT		
Myrcene	NT		
Fenchol	NT		
☐ Phellandrene	NT		
Caryophyllene Oxide	NT		
Terpineol	NT		
☐ Pinene	NT		
R-(+)-Pulegone	NT		
Geranyl Acetate	NT		
Citronellol	NT		
p-Cymene	NT		
Ocimene	NT		
Guaial	NT		
Phytol	NT		
Isoborneol	NT		


Total Terpene Concentration: NT

Sample Certification

California Code of Regulations Title 16 Effect Date January 16, 2019
 Authority: Section 26013, Business and Professions Code.
 Reference: Sections 26100, 26104 and 26110, Business and Professions Code.



Scan to verify at sclabs.com
 Sample must be marked as
 public to be viewable


 Josh Wurzer, President
 Date: 08/26/2019
 CoA ID: 190822R012-001 - Page 1 of 3

Sample Name: Muscle Gel Roller
 LIMS Sample ID: 190822R012
 Batch #:
 Sample Metric ID:
 Sample Type: Topical, Topical
 Batch Count:
 Sample Count:
 Unit Mass: 59.1 Grams per Unit
 Serving Mass:
 Density:

Date Collected: 08/22/2019
 Date Received: 08/22/2019
 Tested for: Core CBD
 License #:
 Address:
 Produced by:
 License #:
 Address:

Overall result for batch: Pass

Pesticide Test Results - Pass

08/25/2019

Pesticide, Fungicide and plant growth regulator analysis utilizing HPLC-Mass Spectrometry and GC-Mass Spectrometry

		Results (µg/g)	Action Limit µg/g	LOD / LOQ µg/g
Abamectin	Pass	ND	0.3	0.030 / 0.091
Acephate	Pass	ND	5.0	0.013 / 0.039
Acequinocyl	Pass	ND	4.0	0.010 / 0.031
Acetamiprid	Pass	ND	5.0	0.013 / 0.038
Azoxystrobin	Pass	ND	40.0	0.015 / 0.047
Bifenazate	Pass	ND	5.0	0.012 / 0.035
Bifenthrin	Pass	ND	0.5	0.013 / 0.038
Boscalid	Pass	ND	10.0	0.008 / 0.023
Captan	Pass	ND	5.0	0.099 / 0.300
Carbaryl	Pass	ND	0.5	0.014 / 0.043
Chlorantraniliprole	Pass	ND	40.0	0.020 / 0.061
Clofentezine	Pass	ND	0.5	0.009 / 0.027
Cyfluthrin	Pass	ND	1.0	0.099 / 0.299
Cypermethrin	Pass	ND	1.0	0.030 / 0.091
Diazinon	Pass	ND	0.2	0.009 / 0.027
Dimethomorph	Pass	ND	20.0	0.018 / 0.055
Etoxazole	Pass	ND	1.5	0.007 / 0.022
Fenhexamid	Pass	ND	10.0	0.015 / 0.045
Fenpyroximate	Pass	ND	2.0	0.012 / 0.036
Fonicamid	Pass	ND	2.0	0.022 / 0.066
Fludioxonil	Pass	ND	30.0	0.020 / 0.061
Hexythiazox	Pass	ND	2.0	0.009 / 0.027
Imidacloprid	Pass	ND	3.0	0.017 / 0.050
Kresoxim-methyl	Pass	ND	1.0	0.010 / 0.029
Malathion	Pass	ND	5.0	0.006 / 0.019
Metalaxyl	Pass	ND	15.0	0.011 / 0.033
Methomyl	Pass	ND	0.1	0.022 / 0.067
Myclobutanil	Pass	ND	9.0	0.015 / 0.044
Naled	Pass	ND	0.5	0.010 / 0.031
Oxamyl	Pass	ND	0.2	0.014 / 0.042
Pentachloronitrobenzene	NT			
Permethrin	Pass	ND	20.0	0.027 / 0.082
Phosmet	Pass	ND	0.2	0.010 / 0.030
Piperonylbutoxide	Pass	ND	8.0	0.007 / 0.020
Prallethrin	Pass	ND	0.4	0.011 / 0.032
Propiconazole	Pass	ND	20.0	0.004 / 0.013
Pyrethrins	Pass	ND	1.0	0.012 / 0.036
Pyridaben	Pass	ND	3.0	0.007 / 0.020
Spinetoram	Pass	ND	3.0	0.006 / 0.017
Spinosad	Pass	ND	3.0	0.010 / 0.031
Spiromesifen	Pass	ND	12.0	0.005 / 0.015
Spirotetramat	Pass	ND	13.0	0.014 / 0.042
Tebuconazole	Pass	ND	2.0	0.006 / 0.018
Thiamethoxam	Pass	ND	4.5	0.011 / 0.033
Trifloxystrobin	Pass	ND	30.0	0.007 / 0.020

Mycotoxin Test Results

Mycotoxin analysis utilizing HPLC-Mass Spectrometry

	Results (µg/kg)	Action Limit µg/kg	LOD / LOQ µg/kg
Aflatoxin B1, B2, G1, G2	NT		
Ochratoxin A	NT		

Pesticide Test Results - Pass

08/25/2019

Pesticide, Fungicide and plant growth regulator analysis utilizing HPLC-Mass Spectrometry and GC-Mass Spectrometry

		Results (µg/g)	Action Limit µg/g	LOD / LOQ µg/g
Aldicarb	Pass	ND	ND	0.030 / 0.091
Carbofuran	Pass	ND	ND	0.029 / 0.089
Chlordane		NT		
Chlorfenapyr		NT		
Chlorpyrifos	Pass	ND	ND	0.029 / 0.089
Coumaphos	Pass	ND	ND	0.029 / 0.089
Daminozide	Pass	ND	ND	0.030 / 0.091
DDVP (Dichlorvos)	Pass	ND	ND	0.029 / 0.089
Dimethoate	Pass	ND	ND	0.029 / 0.089
Ethoprop(hos)	Pass	ND	ND	0.029 / 0.089
Etofenprox	Pass	ND	ND	0.029 / 0.089
Fenoxycarb	Pass	ND	ND	0.029 / 0.089
Fipronil	Pass	ND	ND	0.029 / 0.089
Imazalil	Pass	ND	ND	0.029 / 0.089
Methiocarb	Pass	ND	ND	0.029 / 0.089
Methyl parathion	Pass	ND	ND	0.029 / 0.089
Mevinphos	Pass	ND	ND	0.029 / 0.089
Pacllobutrazol	Pass	ND	ND	0.029 / 0.089
Propoxur	Pass	ND	ND	0.029 / 0.089
Spiroxamine	Pass	ND	ND	0.029 / 0.089
Thiacloprid	Pass	ND	ND	0.029 / 0.089

Heavy Metal Test Results

Heavy metal analysis utilizing Inductively Coupled Plasma Mass Spectrometry (ICP-MS)


	Results (µg/g)	Action Limit µg/g	LOD / LOQ µg/g
Cadmium	NT		
Lead	NT		
Arsenic	NT		
Mercury	NT		

Sample Certification

California Code of Regulations Title 16 Effect Date January 16, 2019
 Authority: Section 26013, Business and Professions Code.
 Reference: Sections 26100, 26104 and 26110, Business and Professions Code.



Scan to verify at sclabs.com
 Sample must be marked as public to be viewable


 Josh Wurzer, President
 Date: 08/26/2019
 CoA ID: 190822R012-001 - Page 2 of 3

Sample Name: Muscle Gel Roller
 LIMS Sample ID: 190822R012
 Batch #:
 Sample Metric ID:
 Sample Type: Topical, Topical
 Batch Count:
 Sample Count:
 Unit Mass: 59.1 Grams per Unit
 Serving Mass:
 Density:

Date Collected: 08/22/2019
 Date Received: 08/22/2019
 Tested for: Core CBD
 License #:
 Address:
 Produced by:
 License #:
 Address:

Overall result for batch: Pass

Residual Solvent Test Results

Residual Solvent analysis utilizing Gas Chromatography - Mass Spectrometry (GC - MS)

	Results (µg/g)	Action Limit µg/g	LOD / LOQ µg/g
1,2-Dichloroethane	NT		
Benzene	NT		
Chloroform	NT		
Ethylene Oxide	NT		
Methylene chloride	NT		
Trichloroethylene	NT		
Acetone	NT		
Acetonitrile	NT		
Butane	NT		
Ethanol	NT		
Ethyl acetate	NT		
Ethyl ether	NT		
Heptane	NT		
Hexane	NT		
Isopropyl Alcohol	NT		
Methanol	NT		
Pentane	NT		
Propane	NT		
Toluene	NT		
Total Xylenes	NT		

Note

Microbiological Test Results

PCR and fluorescence detection of microbiological impurities

	Results	Action Limit
Shiga toxin-producing Escherichia coli	NT	
Salmonella spp.	NT	
Aspergillus fumigatus	NT	
Aspergillus flavus	NT	
Aspergillus niger	NT	
Aspergillus terreus	NT	

Foreign Material Test Results


NT

Sample Certification

California Code of Regulations Title 16 Effect Date January 16, 2019
 Authority: Section 26013, Business and Professions Code.
 Reference: Sections 26100, 26104 and 26110, Business and Professions Code.



Scan to verify at sclabs.com
 Sample must be marked as public to be viewable


 Josh Wurzer, President
 Date: 08/26/2019
 CoA ID: 190822R012-001 - Page 3 of 3